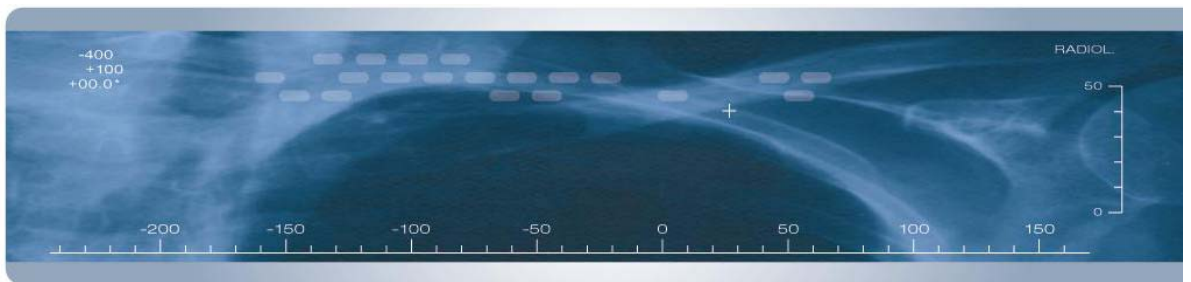




DICOM Conformance Statement

V3.9.10.4, June 2006



Copyright © 2006 medavis GmbH. All rights reserved.

Software version: 3.10.1.1

For feedback or questions please contact:

medavis GmbH
Waldstr. 71-73
D-76133 Karlsruhe
Tel.: +49 721 92910 0
Fax : +49 721 92910 99
<http://www.medavis.com>
info@medavis.com

This publication is protected by copyright. This document, as well as the software described in it, may be used only in accordance with the terms of the contract/license agreement.

The content of this document is intended for informational use only and is subject to change without notice. medavis Medizinische Informations Systeme GmbH assumes no responsibility or liability for any errors or inaccuracies that may appear in this document.

No part of this publication may be reproduced, stored in a retrieval system or transmitted, in any form or by any means, electronic, mechanical, recording, or otherwise, without the prior written permission of medavis Medizinische Informations Systeme GmbH.

medavis® is a registered trademark of medavis GmbH, Germany.

All trademarks and product names mentioned herein are trademarks or registered trademarks of their respective owners.

This product includes software developed by the Apache Software Foundation (<http://www.apache.org/>).

1 Conformance Statement Overview

This document specifies the conformance of the medavis DICOM implementation to the DICOM standard.

medavis software offers a wide variety of DICOM services to achieve what is required for a tight integration of the medavis RIS into any kind of healthcare environment. The implementation is fully IHE aware, but as the standard is far from being finalised, it goes beyond that to achieve today what IHE is set out to codify for the future.

The DICOM services specified in this document describe the capabilities of the software and all its possible modules. The availability of each service in a certain installation depends on the installation's type, the purchase of the respective module and the installed version.

Network Services

SOP Classes	User of Service (SCU)	Provider of Service (SCP)
Transfer		
12-lead ECG Waveform Storage	Yes	Yes
Ambulatory ECG Waveform Storage	Yes	Yes
Basic Text SR	Yes	Yes
Basic Voice Audio Waveform Storage	Yes	Yes
Cardiac Electrophysiology Waveform Storage	Yes	Yes
Chest CAD SR	Yes	Yes
Comprehensive SR	Yes	Yes
Computed Radiography Image Storage	Yes	Yes
CT Image Storage	Yes	Yes
Digital Intra-oral X-Ray Image Storage - For Presentation	Yes	Yes
Digital Intra-oral X-Ray Image Storage - For Processing	Yes	Yes
Digital Mammography X-Ray Image Storage - For Presentation	Yes	Yes
Digital Mammography X-Ray Image Storage - For Processing	Yes	Yes
Digital X-Ray Image Storage - For Presentation	Yes	Yes
Digital X-Ray Image Storage - For Processing	Yes	Yes
Enhanced CT Image Storage	Yes	Yes
Enhanced MR Image Storage	Yes	Yes
Enhanced SR	Yes	Yes
General ECG Waveform Storage	Yes	Yes
Grayscale Softcopy Presentation State Storage	Yes	Yes
Hardcopy Color Image Storage	Yes	Yes
Hardcopy Grayscale Image Storage	Yes	Yes
Hemodynamic Waveform Storage	Yes	Yes
Key Object Selection Document	Yes	Yes
Mammography CAD SR	Yes	Yes
MR Image Storage	Yes	Yes
MR Spectroscopy Storage	Yes	Yes
Multi-frame Grayscale Byte Secondary Capture Image Storage	Yes	Yes
Multi-frame Grayscale Word Secondary Capture Image Storage	Yes	Yes
Multi-frame Single Bit Secondary Capture Image Storage	Yes	Yes
Multi-frame True Color Secondary Capture Image Storage	Yes	Yes
Nuclear Medicine Image Storage	Yes	Yes
Nuclear Medicine Image Storage Retired	Yes	Yes
Ophthalmic Photography 8Bit Image Storage	Yes	Yes
Ophthalmic Photography 16Bit Image Storage	Yes	Yes

SOP Classes	User of Service (SCU)	Provider of Service (SCP)
Positron Emission Tomography Image Storage	Yes	Yes
Raw Data Storage	Yes	Yes
RT Beams Treatment Record Storage	Yes	Yes
RT Brachy Treatment Record Storage	Yes	Yes
RT Dose Storage	Yes	Yes
RT Image Storage	Yes	Yes
RT Plan Storage	Yes	Yes
RT Structure Set Storage	Yes	Yes
RT Treatment Summary Record Storage	Yes	Yes
Secondary Capture Image Storage	Yes	Yes
Standalone Curve Storage	Yes	Yes
Standalone Modality LUT Storage	Yes	Yes
Standalone Overlay Storage	Yes	Yes
Standalone PET Curve Storage	Yes	Yes
Standalone VOI LUT Storage	Yes	Yes
Stored Print	Yes	Yes
Ultrasound Image Storage	Yes	Yes
Ultrasound Image Storage Retired	Yes	Yes
Ultrasound Multi-frame Image Storage	Yes	Yes
Ultrasound Multi-frame Image Storage Retired	Yes	Yes
Video Endoscopic Image Storage	Yes	Yes
Video Microscopic Image Storage	Yes	Yes
Video Photographic Image Storage	Yes	Yes
VL Endoscopic Image Storage	Yes	Yes
VL Microscopic Image Storage	Yes	Yes
VL Photographic Image Storage	Yes	Yes
VL Slide-Coordinates Microscopic Image Storage	Yes	Yes
X-Ray Angiographic Image Storage	Yes	Yes
X-Ray Angiographic Bi-Plane Image Storage	Yes	Yes
X-Ray Radiofluoroscopic Image Storage	Yes	Yes
Query/Retrieve		
Modality Worklist Information Model - FIND	Yes	Yes
Patient Root Query/Retrieve Information Model - FIND	Yes	No
Patient Root Query/Retrieve Information Model - MOVE	Yes	No
Study Root Query/Retrieve Information Model - FIND	Yes	No
Study Root Query/Retrieve Information Model - MOVE	Yes	No
Workflow Management		
Basic Study Content Notification	No	Yes
Detached Patient Management	No	Yes
Detached Study Management	No	Yes
Modality Performed Procedure Steps	Yes	Yes
Storage Commitment Push Model	Yes	No

Media Services

Media Storage Application Profile	Write Files (FSC or FSU)	Read Files (FSR)
Compact Disk - Recordable		
Basic Cardiac X-ray Angiographic Studies	No	Yes
1024 X-Ray Angiographic Studies	No	Yes
Ultrasound Image Display	No	Yes
Ultrasound Spatial Calibration	No	Yes
Ultrasound Combined Calibration	No	Yes
General Purpose CD-R	No	Yes
CT/MR CD-R	No	Yes
Dental Radiograph	No	Yes
DVD		
1024 X-Ray Angiographic Studies	No	Yes
Ultrasound Image Display	No	Yes
Ultrasound Spatial Calibration	No	Yes
Ultrasound Combined Calibration	No	Yes
CT/MR DVD Media	No	Yes
General Purpose DVD with JPEG	No	Yes
General Purpose DVD with JPEG 2000	No	Yes
DVD Interchange with MPEG2 MP@ML	No	Yes

2 Table of Contents

1	Conformance Statement Overview	3
2	Table of Contents	6
3	Introduction	7
3.1	Revision History	7
3.2	Audience	7
3.3	Remarks	7
3.4	Definitions, Terms and Abbreviations.....	7
3.5	References.....	7
4	Networking	8
4.1	Implementation Model	8
4.1.1	Application Data Flow	8
4.1.2	Functional Definitions of AE's	9
4.1.3	Sequencing of Real World Activities	9
4.2	AE Specifications	10
4.2.1	DICOM Converter Application Entity Specification	10
4.2.2	ImageGate Application Entity Specification	24
4.2.3	PACS Storage Interface Application Entity Specification	26
4.2.4	Notification Application Entity Specification.....	37
4.2.5	Authorouting Application Entity Specification.....	39
4.2.6	Worklist Application Entity Specification.....	41
4.2.7	PPS-Manager Application Entity Specification	44
4.2.8	Verification Application Entity Specification	46
4.3	Network Interfaces	47
4.3.1	Physical Network Interface	47
4.3.2	Additional Protocols	47
4.4	Configuration.....	48
4.4.1	AE Title / Presentation Address Mapping.....	48
4.4.2	Parameters.....	48
5	Media Interchange	49
5.1	Implementation Model.....	49
5.1.1	Application Data Flow Diagram.....	49
5.1.2	Functional Definition of AE's	49
5.1.3	Sequencing of Real World Activities	49
5.1.4	File Meta Information for Implementation Class and Version.....	49
5.2	AE Specifications	50
5.2.1	DICOM Converter Application Entity Specification	50
5.3	Augmented and Private Application Profiles	51
5.4	Media Configuration.....	51
6	Support of Character Sets	52
7	Security	53
7.1	Security Profiles.....	53
7.2	Association Level Security	53
7.3	Application Level Security.....	53
8	Annexes	54
8.1	IOD Contents.....	54
8.1.1	Created SOP Instance(s)	54
8.1.2	Usage of Attributes from received IOD's.....	60
8.2	Data Dictionary of Private Attributes	61
8.3	Coded Terminology and Templates.....	61
8.4	Grayscale Image Consistency	61
8.5	Standard Extended/Specialised/Private SOP Classes	61
8.6	Private Transfer Syntaxes.....	61

3 Introduction

3.1 Revision History

Document Version	Date of Issue	Author	Description
3.9.10.1	February 28, 2006	Mark Rose	Changed to conform to PS3.2 - 2006
3.9.10.2	May 15, 2006	Mark Rose	Post-Connectathon changes, cleanup
3.9.10.4	June 14, 2006	Mark Rose	changes for QA

3.2 Audience

This document is intended for hospital staff, health system integrators, software designers or implementers. It is assumed that the reader has a working understanding of DICOM.

3.3 Remarks

DICOM, by itself, does not guarantee interoperability. However, the Conformance Statement facilitates a first-level validation for interoperability between different applications supporting the same DICOM functionality.

This Conformance Statement is not intended to replace validation with other DICOM equipment to ensure proper exchange of information intended.

3.4 Definitions, Terms and Abbreviations

AE	DICOM Application Entity
AET	Application Entity Title
CD-R	Compact Disk Recordable
FSR	File-Set Reader
IOD	Information Object Definition
ISO	International Standard Organisation
MPPS	Modality Performed Procedure Steps
PDU	Protocol Data Unit
SCU	DICOM Service Class User (DICOM client)
SCP	DICOM Service Class Provider (DICOM server)
SOP	DICOM Service-Object Pair
UID	Unique Identifier

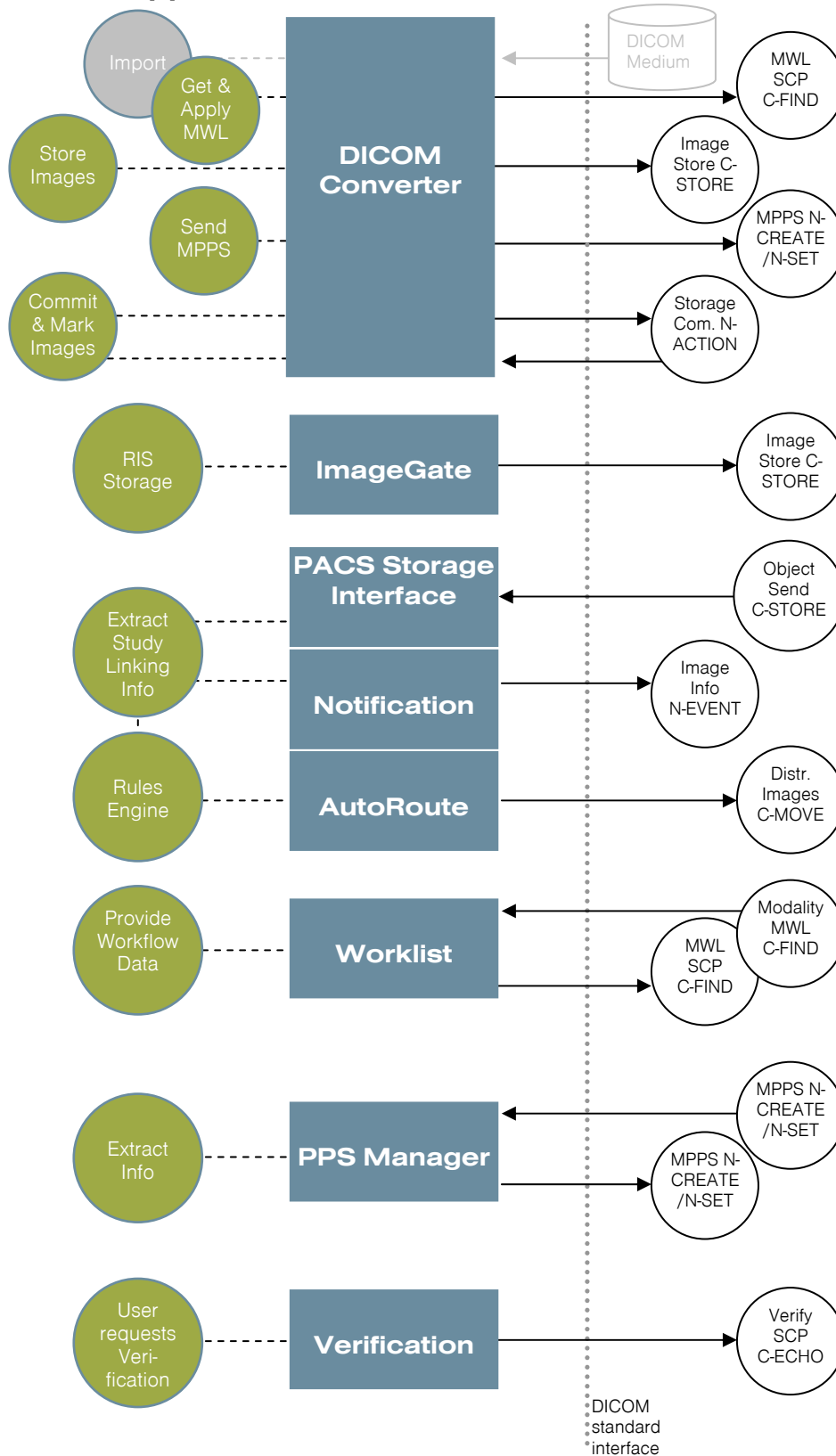
3.5 References

DICOM Digital Imaging and Communications in Medicine, NEMA PS 3.1-3.16, 2004
 IHE Technical Framework, Revision 6.0, HIMSS/RSNA 2005

4 Networking

4.1 Implementation Model

4.1.1 Application Data Flow



4.1.2 Functional Definitions of AE's

4.1.2.1 Functional Definition of DICOM Converter

Import of DICOM media is triggered by user action. IOD can be updated by user input or by a Worklist query upon the user's request. Selected instances are then stored if the user clicks on a save button. If so configured, the storage is verified using Storage Commitment.

4.1.2.2 Functional Definition of ImageGate

ImageGate stores images from RIS workstations with scanners or framegrabbers. The C-STORE request follows with a short delay after the user has saved the image or images.

4.1.2.3 Functional Definition of PACS Storage Interface

The PACS Storage Interface acts as a C-STORE SCP to extract information from received DICOM objects to facilitate integration purposes where MPPS is not available or feasible. The objects are never stored and the pixel data is never processed. This service accepts any kind of image and most other DICOM instances including Basic Study Content Notification.

4.1.2.4 Functional Definition of Notification

The underlying RIS generates new patients and examinations and updates patients and examinations. Several different interfaces produce patient data, orders etc. from ADT systems. This information can be sent to a configurable DICOM node via a N-EVENT-REPORT.

Please note: This service will be discontinued in the future. The same functionality can be achieved by the IHE communication model via HL7 messages (fully supported by medavis).

4.1.2.5 Functional Definition of AutoRoute

Autorouting is triggered by an internal rules engine which creates C-MOVE requests when a user-defined rule is applicable. Both autorouting and prefetching is handled by this service.

4.1.2.6 Functional Definition of Worklist

A standard Worklist SCP able to forward requests to another SCP to include its results in its own responses. The supported fields and their content are freely configurable to customer specification.

4.1.2.7 Functional Definition of PPS Manager

A standard IHE PPS Manager capable of receiving and forwarding any MPPS object regardless of validity and forward it to any number of SCPs. The SCU part sends verbatim copies of received MPPS objects to configured destination SCPs.

4.1.2.8 Functional Definition of Verification

Verification is a standard means to test DICOM connectivity and is triggered by user activity.

4.1.3 Sequencing of Real World Activities

The PPS Manager SCU is triggered by its SCP part receiving MPPS objects.

ImageGate is activated after a user has used a scanner / framegrabber on a RIS workstation.

4.2 AE Specifications

4.2.1 DICOM Converter Application Entity Specification

4.2.1.1 SOP Classes

This Application Entity provides Standard Conformance to the following SOP Classes:

SOP Class Name	SOP Class UID	SCU	SCP
Ambulatory ECG Waveform Storage	1.2.840.10008.5.1.4.1.1.9.1.3	Yes	No
Basic Text SR	1.2.840.10008.5.1.4.1.1.88.11	Yes	No
Basic Voice Audio Waveform Storage	1.2.840.10008.5.1.4.1.1.9.4.1	Yes	No
Cardiac Electrophysiology Waveform Storage	1.2.840.10008.5.1.4.1.1.9.3.1	Yes	No
Chest CAD SR	1.2.840.10008.5.1.4.1.1.88.65	Yes	No
Comprehensive SR	1.2.840.10008.5.1.4.1.1.88.33	Yes	No
Computed Radiography Image Storage	1.2.840.10008.5.1.4.1.1.1	Yes	No
CT Image Storage	1.2.840.10008.5.1.4.1.1.2	Yes	No
Digital Intra-oral X-Ray Image Storage - For Presentation	1.2.840.10008.5.1.4.1.1.1.3	Yes	No
Digital Intra-oral X-Ray Image Storage - For Processing	1.2.840.10008.5.1.4.1.1.1.3.1	Yes	No
Digital Mammography Image Storage - For Presentation	1.2.840.10008.5.1.4.1.1.1.2	Yes	No
Digital Mammography Image Storage - For Processing	1.2.840.10008.5.1.4.1.1.1.2.1	Yes	No
Digital X-Ray Image Storage - For Presentation	1.2.840.10008.5.1.4.1.1.1.1	Yes	No
Digital X-Ray Image Storage - For Processing	1.2.840.10008.5.1.4.1.1.1.1.1	Yes	No
Enhanced CT Image Storage	1.2.840.10008.5.1.4.1.1.2.1	Yes	No
Enhanced MR Image Storage	1.2.840.10008.5.1.4.1.1.4.1	Yes	No
Enhanced SR	1.2.840.10008.5.1.4.1.1.88.22	Yes	No
General ECG Waveform Storage	1.2.840.10008.5.1.4.1.1.9.1.2	Yes	No
Grayscale Softcopy Presentation State Storage SOP Class	1.2.840.10008.5.1.4.1.1.11.1	Yes	No
Hardcopy Color Image Storage SOP Class (Retired)	1.2.840.10008.5.1.1.30	Yes	No
Hardcopy Grayscale Image Storage SOP Class (Retired)	1.2.840.10008.5.1.1.29	Yes	No
Hemodynamic Waveform Storage	1.2.840.10008.5.1.4.1.1.9.2.1	Yes	No
Key Object Selection Document	1.2.840.10008.5.1.4.1.1.88.59	Yes	No
Mammography CAD SR	1.2.840.10008.5.1.4.1.1.88.50	Yes	No
MR Image Storage	1.2.840.10008.5.1.4.1.1.4	Yes	No
MR Spectroscopy Storage	1.2.840.10008.5.1.4.1.1.4.2	Yes	No
Multi-frame Single Bit Secondary Capture Image Storage	1.2.840.10008.5.1.4.1.1.7.1	Yes	No
Multi-frame Grayscale Byte Secondary Capt. Image Storage	1.2.840.10008.5.1.4.1.1.7.2	Yes	No
Multi-frame Grayscale Word Secondary Capt. Image Storage	1.2.840.10008.5.1.4.1.1.7.3	Yes	No
Multi-frame True Color Secondary Capture Image Storage	1.2.840.10008.5.1.4.1.1.7.4	Yes	No
Nuclear Medicine Image Storage	1.2.840.10008.5.1.4.1.1.20	Yes	No
Nuclear Medicine Image Storage (Retired)	1.2.840.10008.5.1.4.1.1.5	Yes	No

SOP Class Name	SOP Class UID	SCU	SCP
Ophthalmic Photography 8Bit Image Storage	1.2.840.10008.5.1.4.1.1.77.1.5.1	Yes	No
Ophthalmic Photography 16Bit Image Storage	1.2.840.10008.5.1.4.1.1.77.1.5.2	Yes	No
Positron Emission Tomography Image Storage	1.2.840.10008.5.1.4.1.1.128	Yes	No
Raw Data Storage	1.2.840.10008.5.1.4.1.1.66	Yes	No
RT Beams Treatment Record Storage	1.2.840.10008.5.1.4.1.1.481.4	Yes	No
RT Brachy Treatment Record Storage	1.2.840.10008.5.1.4.1.1.481.6	Yes	No
RT Dose Storage	1.2.840.10008.5.1.4.1.1.481.2	Yes	No
RT Image Storage	1.2.840.10008.5.1.4.1.1.481.1	Yes	No
RT Plan Storage	1.2.840.10008.5.1.4.1.1.481.5	Yes	No
RT Structure Set Storage	1.2.840.10008.5.1.4.1.1.481.3	Yes	No
RT Treatment Summary Record Storage	1.2.840.10008.5.1.4.1.1.481.7	Yes	No
Secondary Capture Image Storage	1.2.840.10008.5.1.4.1.1.7	Yes	No
Standalone Curve Storage (Retired)	1.2.840.10008.5.1.4.1.1.9	Yes	No
Standalone Modality LUT Storage (Retired)	1.2.840.10008.5.1.4.1.1.10	Yes	No
Standalone Overlay Storage (Retired)	1.2.840.10008.5.1.4.1.1.8	Yes	No
Standalone PET Curve Storage (Retired)	1.2.840.10008.5.1.4.1.1.129	Yes	No
Standalone VOI LUT Storage (Retired)	1.2.840.10008.5.1.4.1.1.11	Yes	No
Stored Print Storage SOP Class (Retired)	1.2.840.10008.5.1.1.27	Yes	No
12-lead ECG Waveform Storage	1.2.840.10008.5.1.4.1.1.9.1.1	Yes	No
Ultrasound Image Storage	1.2.840.10008.5.1.4.1.1.6.1	Yes	No
Ultrasound Image Storage (Retired)	1.2.840.10008.5.1.4.1.1.6	Yes	No
Ultrasound Multi-frame Image Storage	1.2.840.10008.5.1.4.1.1.3.1	Yes	No
Ultrasound Multi-frame Image Storage (Retired)	1.2.840.10008.5.1.4.1.1.3	Yes	No
Video Endoscopic Image Storage	1.2.840.10008.5.1.4.1.1.77.1.1.1	Yes	No
Video Microscopic Image Storage	1.2.840.10008.5.1.4.1.1.77.1.2.1	Yes	No
VL Endoscopic Image Storage	1.2.840.10008.5.1.4.1.1.77.1.1	Yes	No
VL Microscopic Image Storage	1.2.840.10008.5.1.4.1.1.77.1.2	Yes	No
VL Photographic Image Storage	1.2.840.10008.5.1.4.1.1.77.1.4	Yes	No
VL Slide-Coordinates Microscopic Image Storage	1.2.840.10008.5.1.4.1.1.77.1.3	Yes	No
X-Ray Angiographic Bi-Plane Image Storage (Retired)	1.2.840.10008.5.1.4.1.1.12.3	Yes	No
X-Ray Angiographic Image Storage	1.2.840.10008.5.1.4.1.1.12.1	Yes	No
X-Ray Radiofluoroscopic Image Storage	1.2.840.10008.5.1.4.1.1.12.2	Yes	No
Storage Commitment Push Model SOP Class	1.2.840.10008.1.20.1	Yes	No
Verification SOP Class	1.2.840.10008.1.1	No	Yes
Modality Worklist Information Model - FIND	1.2.840.10008.5.1.4.31	Yes	No
Modality Performed Procedure Step SOP Class	1.2.840.10008.3.1.2.3.3	Yes	No

4.2.1.2 Association Policies

4.2.1.2.1 General

The DICOM standard application context name for DICOM 3.0 is always proposed:

Application Context Name	1.2.840.10008.3.1.1.1
--------------------------	-----------------------

4.2.1.2.2 Number of Associations

DICOM Converter initiates one association at a time to query the worklist.

Maximum number of simultaneous associations	1
---	---

DICOM Converter initiates one association at a time to send MPPS SOP Instances.

Maximum number of simultaneous associations	1
---	---

DICOM Converter initiates one association at a time to store SOP Instances.

Maximum number of simultaneous associations	1
---	---

The maximum number of simultaneous associations accepted by *DICOM Converter* to receive N-EVENT-REPORT notifications for the Storage Commitment Push Model SOP Class is limited only by the underlying TCP/IP implementation and hardware resources such as CPU, memory etc.

Maximum number of simultaneous associations	unlimited
---	-----------

4.2.1.2.3 Asynchronous Nature

Asynchronous communication is not supported.

4.2.1.2.4 Implementation Identifying Information

The implementation information for this Application Entity is:

Implementation Class UID	1.2.276.0.37.1.2.60.0.1
Implementation Version Name	medavis_2_5

4.2.1.3 Association Initiation Policy

4.2.1.3.1 Activity - Query Worklist

4.2.1.3.1.1 Description and Sequencing of Activities

After importing DICOM instances from DICOM media or acquiring them from an analog source, the user has the option to either manually input / change the data or apply the information from a worklist entry to the instances.

4.2.1.3.1.2 Proposed Presentation Contexts

Presentation Context Table					
Abstract Syntax		Transfer Syntax		Role	Extended Negotiation
Name	UID	Name List	UID List		
Modality Worklist Information Model - FIND	1.2.840.10008.5.1.4.31	Implicit VR Little Endian	1.2.840.10008.1.2	SCU	none
		Explicit VR Little Endian	1.2.840.10008.1.2.1		
		Explicit VR Big Endian	1.2.840.10008.1.2.2		

4.2.1.3.1.3 SOP Specific Conformance: Query Worklist

The behavior when encountering status codes in a Modality Worklist C-FIND response is summarized in the table below.

Service Status	Further Meaning	Error Code	Behavior
Success	Matching is complete	0000	Worklist items are displayed
Pending	Matches are continuing	FF00	Worklist item is collected for later display
Pending	Matches are continuing - Warning that one ore more Optional Keys were not supported	FF01	Worklist item is collected for later display
*	*	any	The Association is aborted using A-ABORT and the worklist is marked and displayed as failed

Timeouts and any abortion by the SCP or network layer mark the worklist query as failed and the association is aborted using A-ABORT.

The Worklist request itself is built as described in the IHE Radiology Technical Framework Volume 2, Transaction 5. Optional query keys are used depending on the user's input.

4.2.1.3.2 Activity - Store Instances

4.2.1.3.2.1 Description and Sequencing of Activities

After successful import of instances and the optional use of the Query Worklist activity the user can store one or all instances. The C-STORE operations are processed in task separate from the user interface.

If a destination is configured for Storage Commitment, a single Storage Commitment request is issued over the same association. After receiving the N-ACTION response the association is closed and the Storage SCP is expected to open a new association to send the N-EVENT-REPORT.

4.2.1.3.2.2 Proposed Presentation Contexts

Presentation Context Table					
Abstract Syntax		Transfer Syntax		Role	Ext. Negotiation
Name	UID	Name List	UID List		
Ambul. ECG Waveform Storage	1.2.840.10008.5.1.4.1.1.9.1.3	Implicit VR Little Endian	1.2.840.10008.1.2	SCU	none
		Explicit VR Little Endian	1.2.840.10008.1.2.1		
		Explicit VR Big Endian	1.2.840.10008.1.2.2		
Basic Text SR	1.2.840.10008.5.1.4.1.1.88.11	Implicit VR Little Endian	1.2.840.10008.1.2	SCU	none
		Explicit VR Little Endian	1.2.840.10008.1.2.1		
		Explicit VR Big Endian	1.2.840.10008.1.2.2		
Basic Voice Audio Waveform Storage	1.2.840.10008.5.1.4.1.1.9.4.1	Implicit VR Little Endian	1.2.840.10008.1.2	SCU	none
		Explicit VR Little Endian	1.2.840.10008.1.2.1		
		Explicit VR Big Endian	1.2.840.10008.1.2.2		
Card. Electro-physiology Waveform St.	1.2.840.10008.5.1.4.1.1.9.3.1	Implicit VR Little Endian	1.2.840.10008.1.2	SCU	none
		Explicit VR Little Endian	1.2.840.10008.1.2.1		
		Explicit VR Big Endian	1.2.840.10008.1.2.2		
Chest CAD SR	1.2.840.10008.5.1.4.1.1.88.65	Implicit VR Little Endian	1.2.840.10008.1.2	SCU	none
		Explicit VR Little Endian	1.2.840.10008.1.2.1		
		Explicit VR Big Endian	1.2.840.10008.1.2.2		
Comprehensive Text SR	1.2.840.10008.5.1.4.1.1.88.33	Implicit VR Little Endian	1.2.840.10008.1.2	SCU	none
		Explicit VR Little Endian	1.2.840.10008.1.2.1		
		Explicit VR Big Endian	1.2.840.10008.1.2.2		
Computed Radiography Image Storage	1.2.840.10008.5.1.4.1.1.1	Implicit VR Little Endian	1.2.840.10008.1.2	SCU	none
		Explicit VR Little Endian	1.2.840.10008.1.2.1		
		Explicit VR Big Endian	1.2.840.10008.1.2.2		
		JPEG Baseline (Proc. 1)	1.2.840.10008.1.2.4.50		
		JPEG Extd. (Process 2 & 4)	1.2.840.10008.1.2.4.51		
		JPEG Lossless (Process 14)	1.2.840.10008.1.2.4.57		
		JPEG Lossless (Proc. 14-1)	1.2.840.10008.1.2.4.70		
		RLE Lossless	1.2.840.10008.1.2.5		
		JPEG2000 (Lossless Only)	1.2.840.10008.1.2.4.90		
JPEG2000	1.2.840.10008.1.2.4.91				
MPEG2 MP@ML	1.2.840.10008.1.2.4.100				
CT Image Storage	1.2.840.10008.5.1.4.1.1.2	Implicit VR Little Endian	1.2.840.10008.1.2	SCU	none
		Explicit VR Little Endian	1.2.840.10008.1.2.1		
		Explicit VR Big Endian	1.2.840.10008.1.2.2		
		JPEG Baseline (Proc. 1)	1.2.840.10008.1.2.4.50		
		JPEG Extd. (Process 2 & 4)	1.2.840.10008.1.2.4.51		
		JPEG Lossless (Process 14)	1.2.840.10008.1.2.4.57		
		JPEG Lossless (Proc. 14-1)	1.2.840.10008.1.2.4.70		
		RLE Lossless	1.2.840.10008.1.2.5		
		JPEG2000 (Lossless Only)	1.2.840.10008.1.2.4.90		
JPEG2000	1.2.840.10008.1.2.4.91				
MPEG2 MP@ML	1.2.840.10008.1.2.4.100				

Presentation Context Table					
Abstract Syntax		Transfer Syntax		Role	Ext. Negotiation
Name	UID	Name List	UID List		
Digital Intra-oral X-Ray Image Storage - For Presentation	1.2.840.10008.5.1.4.1.1.1.3	Implicit VR Little Endian	1.2.840.10008.1.2	SCU	none
		Explicit VR Little Endian	1.2.840.10008.1.2.1		
		Explicit VR Big Endian	1.2.840.10008.1.2.2		
		JPEG Baseline (Proc. 1)	1.2.840.10008.1.2.4.50		
		JPEG Extd. (Process 2 & 4)	1.2.840.10008.1.2.4.51		
		JPEG Lossless (Process 14)	1.2.840.10008.1.2.4.57		
		JPEG Lossless (Proc. 14-1)	1.2.840.10008.1.2.4.70		
		RLE Lossless	1.2.840.10008.1.2.5		
		JPEG2000 (Lossless Only)	1.2.840.10008.1.2.4.90		
		JPEG2000	1.2.840.10008.1.2.4.91		
MPEG2 MP@ML	1.2.840.10008.1.2.4.100				
Digital Intra-oral X-Ray Image Storage - For Processing	1.2.840.10008.5.1.4.1.1.1.3.1	Implicit VR Little Endian	1.2.840.10008.1.2	SCU	none
		Explicit VR Little Endian	1.2.840.10008.1.2.1		
		Explicit VR Big Endian	1.2.840.10008.1.2.2		
		JPEG Baseline (Proc. 1)	1.2.840.10008.1.2.4.50		
		JPEG Extd. (Process 2 & 4)	1.2.840.10008.1.2.4.51		
		JPEG Lossless (Process 14)	1.2.840.10008.1.2.4.57		
		JPEG Lossless (Proc. 14-1)	1.2.840.10008.1.2.4.70		
		RLE Lossless	1.2.840.10008.1.2.5		
Digital Mammography Image Storage - For Presentation	1.2.840.10008.5.1.4.1.1.1.2	Implicit VR Little Endian	1.2.840.10008.1.2	SCU	none
		Explicit VR Little Endian	1.2.840.10008.1.2.1		
		Explicit VR Big Endian	1.2.840.10008.1.2.2		
		JPEG Baseline (Proc. 1)	1.2.840.10008.1.2.4.50		
		JPEG Extd. (Process 2 & 4)	1.2.840.10008.1.2.4.51		
		JPEG Lossless (Process 14)	1.2.840.10008.1.2.4.57		
		JPEG Lossless (Proc. 14-1)	1.2.840.10008.1.2.4.70		
		RLE Lossless	1.2.840.10008.1.2.5		
		JPEG2000 (Lossless Only)	1.2.840.10008.1.2.4.90		
		JPEG2000	1.2.840.10008.1.2.4.91		
MPEG2 MP@ML	1.2.840.10008.1.2.4.100				
Digital Mammography Image Storage - For Processing	1.2.840.10008.5.1.4.1.1.1.2.1	Implicit VR Little Endian	1.2.840.10008.1.2	SCU	none
		Explicit VR Little Endian	1.2.840.10008.1.2.1		
		Explicit VR Big Endian	1.2.840.10008.1.2.2		
		JPEG Baseline (Proc. 1)	1.2.840.10008.1.2.4.50		
		JPEG Extd. (Process 2 & 4)	1.2.840.10008.1.2.4.51		
		JPEG Lossless (Process 14)	1.2.840.10008.1.2.4.57		
		JPEG Lossless (Proc. 14-1)	1.2.840.10008.1.2.4.70		
		RLE Lossless	1.2.840.10008.1.2.5		
		JPEG2000 (Lossless Only)	1.2.840.10008.1.2.4.90		
		JPEG2000	1.2.840.10008.1.2.4.91		
MPEG2 MP@ML	1.2.840.10008.1.2.4.100				
Digital X-Ray Image Storage - For Presentation	1.2.840.10008.5.1.4.1.1.1.1	Implicit VR Little Endian	1.2.840.10008.1.2	SCU	none
		Explicit VR Little Endian	1.2.840.10008.1.2.1		
		Explicit VR Big Endian	1.2.840.10008.1.2.2		
		JPEG Baseline (Proc. 1)	1.2.840.10008.1.2.4.50		
		JPEG Extd. (Process 2 & 4)	1.2.840.10008.1.2.4.51		
		JPEG Lossless (Process 14)	1.2.840.10008.1.2.4.57		
		JPEG Lossless (Proc. 14-1)	1.2.840.10008.1.2.4.70		
		RLE Lossless	1.2.840.10008.1.2.5		
		JPEG2000 (Lossless Only)	1.2.840.10008.1.2.4.90		
		JPEG2000	1.2.840.10008.1.2.4.91		
MPEG2 MP@ML	1.2.840.10008.1.2.4.100				
Digital X-Ray Image Storage - For Processing	1.2.840.10008.5.1.4.1.1.1.1.1	Implicit VR Little Endian	1.2.840.10008.1.2	SCU	none
		Explicit VR Little Endian	1.2.840.10008.1.2.1		
		Explicit VR Big Endian	1.2.840.10008.1.2.2		
		JPEG Baseline (Proc. 1)	1.2.840.10008.1.2.4.50		
		JPEG Extd. (Process 2 & 4)	1.2.840.10008.1.2.4.51		
		JPEG Lossless (Process 14)	1.2.840.10008.1.2.4.57		
		JPEG Lossless (Proc. 14-1)	1.2.840.10008.1.2.4.70		
		RLE Lossless	1.2.840.10008.1.2.5		
		JPEG2000 (Lossless Only)	1.2.840.10008.1.2.4.90		
		JPEG2000	1.2.840.10008.1.2.4.91		
MPEG2 MP@ML	1.2.840.10008.1.2.4.100				

Presentation Context Table					
Abstract Syntax		Transfer Syntax		Role	Ext. Negotiation
Name	UID	Name List	UID List		
Enhanced CT Image Storage	1.2.840.10008.5.1.4.1.1.2.1	Implicit VR Little Endian	1.2.840.10008.1.2	SCU	none
		Explicit VR Little Endian	1.2.840.10008.1.2.1		
		Explicit VR Big Endian	1.2.840.10008.1.2.2		
		JPEG Baseline (Proc. 1)	1.2.840.10008.1.2.4.50		
		JPEG Extd. (Process 2 & 4)	1.2.840.10008.1.2.4.51		
		JPEG Lossless (Process 14)	1.2.840.10008.1.2.4.57		
		JPEG Lossless (Proc. 14-1)	1.2.840.10008.1.2.4.70		
		RLE Lossless	1.2.840.10008.1.2.5		
		JPEG2000 (Lossless Only)	1.2.840.10008.1.2.4.90		
JPEG2000	1.2.840.10008.1.2.4.91				
MPEG2 MP@ML	1.2.840.10008.1.2.4.100				
Enhanced MR Image Storage	1.2.840.10008.5.1.4.1.1.4.1	Implicit VR Little Endian	1.2.840.10008.1.2	SCU	none
		Explicit VR Little Endian	1.2.840.10008.1.2.1		
		Explicit VR Big Endian	1.2.840.10008.1.2.2		
		JPEG Baseline (Proc. 1)	1.2.840.10008.1.2.4.50		
		JPEG Extd. (Process 2 & 4)	1.2.840.10008.1.2.4.51		
		JPEG Lossless (Process 14)	1.2.840.10008.1.2.4.57		
		JPEG Lossless (Proc. 14-1)	1.2.840.10008.1.2.4.70		
		RLE Lossless	1.2.840.10008.1.2.5		
		JPEG2000 (Lossless Only)	1.2.840.10008.1.2.4.90		
JPEG2000	1.2.840.10008.1.2.4.91				
MPEG2 MP@ML	1.2.840.10008.1.2.4.100				
Enhanced SR	1.2.840.10008.5.1.4.1.1.88.22	Implicit VR Little Endian	1.2.840.10008.1.2	SCU	none
		Explicit VR Little Endian	1.2.840.10008.1.2.1		
		Explicit VR Big Endian	1.2.840.10008.1.2.2		
General ECG Waveform Storage	1.2.840.10008.5.1.4.1.1.9.1.2	Implicit VR Little Endian	1.2.840.10008.1.2	SCU	none
		Explicit VR Little Endian	1.2.840.10008.1.2.1		
		Explicit VR Big Endian	1.2.840.10008.1.2.2		
Grayscale Soft-copy Present. State Storage	1.2.840.10008.5.1.4.1.1.11.1	Implicit VR Little Endian	1.2.840.10008.1.2	SCU	none
		Explicit VR Little Endian	1.2.840.10008.1.2.1		
		Explicit VR Big Endian	1.2.840.10008.1.2.2		
Hardcopy Color Image Storage	1.2.840.10008.5.1.1.30	Implicit VR Little Endian	1.2.840.10008.1.2	SCU	none
		Explicit VR Little Endian	1.2.840.10008.1.2.1		
		Explicit VR Big Endian	1.2.840.10008.1.2.2		
Hardcopy Grayscale Image Storage	1.2.840.10008.5.1.1.29	Implicit VR Little Endian	1.2.840.10008.1.2	SCU	none
		Explicit VR Little Endian	1.2.840.10008.1.2.1		
		Explicit VR Big Endian	1.2.840.10008.1.2.2		
Hemodynamic Waveform Storage	1.2.840.10008.5.1.4.1.1.9.2.1	Implicit VR Little Endian	1.2.840.10008.1.2	SCU	none
		Explicit VR Little Endian	1.2.840.10008.1.2.1		
		Explicit VR Big Endian	1.2.840.10008.1.2.2		
Key Object Selection Document	1.2.840.10008.5.1.4.1.1.88.59	Implicit VR Little Endian	1.2.840.10008.1.2	SCU	none
		Explicit VR Little Endian	1.2.840.10008.1.2.1		
		Explicit VR Big Endian	1.2.840.10008.1.2.2		
Mammography CAD SR	1.2.840.10008.5.1.4.1.1.88.50	Implicit VR Little Endian	1.2.840.10008.1.2	SCU	none
		Explicit VR Little Endian	1.2.840.10008.1.2.1		
		Explicit VR Big Endian	1.2.840.10008.1.2.2		
MR Image Storage	1.2.840.10008.5.1.4.1.1.4	Implicit VR Little Endian	1.2.840.10008.1.2	SCU	none
		Explicit VR Little Endian	1.2.840.10008.1.2.1		
		Explicit VR Big Endian	1.2.840.10008.1.2.2		
		JPEG Baseline (Proc. 1)	1.2.840.10008.1.2.4.50		
		JPEG Extd. (Process 2 & 4)	1.2.840.10008.1.2.4.51		
		JPEG Lossless (Process 14)	1.2.840.10008.1.2.4.57		
		JPEG Lossless (Proc. 14-1)	1.2.840.10008.1.2.4.70		
		RLE Lossless	1.2.840.10008.1.2.5		
		JPEG2000 (Lossless Only)	1.2.840.10008.1.2.4.90		
JPEG2000	1.2.840.10008.1.2.4.91				
MPEG2 MP@ML	1.2.840.10008.1.2.4.100				
MR Spectroscopy Storage	1.2.840.10008.5.1.4.1.1.4.2	Implicit VR Little Endian	1.2.840.10008.1.2	SCU	none
		Explicit VR Little Endian	1.2.840.10008.1.2.1		
		Explicit VR Big Endian	1.2.840.10008.1.2.2		
		JPEG Baseline (Proc. 1)	1.2.840.10008.1.2.4.50		
		JPEG Extd. (Process 2 & 4)	1.2.840.10008.1.2.4.51		
		JPEG Lossless (Process 14)	1.2.840.10008.1.2.4.57		
		JPEG Lossless (Proc. 14-1)	1.2.840.10008.1.2.4.70		
		RLE Lossless	1.2.840.10008.1.2.5		
		JPEG2000 (Lossless Only)	1.2.840.10008.1.2.4.90		
JPEG2000	1.2.840.10008.1.2.4.91				
MPEG2 MP@ML	1.2.840.10008.1.2.4.100				

Presentation Context Table					
Abstract Syntax		Transfer Syntax		Role	Ext. Negotiation
Name	UID	Name List	UID List		
Multi-frame Single Bit Secondary Capture Image Storage	1.2.840.10008.5.1.4.1.1.7.1	Implicit VR Little Endian	1.2.840.10008.1.2	SCU	none
		Explicit VR Little Endian	1.2.840.10008.1.2.1		
		Explicit VR Big Endian	1.2.840.10008.1.2.2		
		JPEG Baseline (Proc. 1)	1.2.840.10008.1.2.4.50		
		JPEG Extd. (Process 2 & 4)	1.2.840.10008.1.2.4.51		
		JPEG Lossless (Process 14)	1.2.840.10008.1.2.4.57		
		JPEG Lossless (Proc. 14-1)	1.2.840.10008.1.2.4.70		
		RLE Lossless	1.2.840.10008.1.2.5		
		JPEG2000 (Lossless Only)	1.2.840.10008.1.2.4.90		
		JPEG2000	1.2.840.10008.1.2.4.91		
MPEG2 MP@ML	1.2.840.10008.1.2.4.100				
Multi-frame Grayscale Byte Secondary Capture Image Storage	1.2.840.10008.5.1.4.1.1.7.2	Implicit VR Little Endian	1.2.840.10008.1.2	SCU	none
		Explicit VR Little Endian	1.2.840.10008.1.2.1		
		Explicit VR Big Endian	1.2.840.10008.1.2.2		
		JPEG Baseline (Proc. 1)	1.2.840.10008.1.2.4.50		
		JPEG Extd. (Process 2 & 4)	1.2.840.10008.1.2.4.51		
		JPEG Lossless (Process 14)	1.2.840.10008.1.2.4.57		
		JPEG Lossless (Proc. 14-1)	1.2.840.10008.1.2.4.70		
		RLE Lossless	1.2.840.10008.1.2.5		
		JPEG2000 (Lossless Only)	1.2.840.10008.1.2.4.90		
		JPEG2000	1.2.840.10008.1.2.4.91		
MPEG2 MP@ML	1.2.840.10008.1.2.4.100				
Multi-frame Grayscale Word Secondary Capture Image Storage	1.2.840.10008.5.1.4.1.1.7.3	Implicit VR Little Endian	1.2.840.10008.1.2	SCU	none
		Explicit VR Little Endian	1.2.840.10008.1.2.1		
		Explicit VR Big Endian	1.2.840.10008.1.2.2		
		JPEG Baseline (Proc. 1)	1.2.840.10008.1.2.4.50		
		JPEG Extd. (Process 2 & 4)	1.2.840.10008.1.2.4.51		
		JPEG Lossless (Process 14)	1.2.840.10008.1.2.4.57		
		JPEG Lossless (Proc. 14-1)	1.2.840.10008.1.2.4.70		
		RLE Lossless	1.2.840.10008.1.2.5		
		JPEG2000 (Lossless Only)	1.2.840.10008.1.2.4.90		
		JPEG2000	1.2.840.10008.1.2.4.91		
MPEG2 MP@ML	1.2.840.10008.1.2.4.100				
Multi-frame True Color Secondary Capture Image Storage	1.2.840.10008.5.1.4.1.1.7.4	Implicit VR Little Endian	1.2.840.10008.1.2	SCU	none
		Explicit VR Little Endian	1.2.840.10008.1.2.1		
		Explicit VR Big Endian	1.2.840.10008.1.2.2		
		JPEG Baseline (Proc. 1)	1.2.840.10008.1.2.4.50		
		JPEG Extd. (Process 2 & 4)	1.2.840.10008.1.2.4.51		
		JPEG Lossless (Process 14)	1.2.840.10008.1.2.4.57		
		JPEG Lossless (Proc. 14-1)	1.2.840.10008.1.2.4.70		
		RLE Lossless	1.2.840.10008.1.2.5		
		JPEG2000 (Lossless Only)	1.2.840.10008.1.2.4.90		
		JPEG2000	1.2.840.10008.1.2.4.91		
MPEG2 MP@ML	1.2.840.10008.1.2.4.100				
Nuclear Medicine Image Storage	1.2.840.10008.5.1.4.1.1.20	Implicit VR Little Endian	1.2.840.10008.1.2	SCU	none
		Explicit VR Little Endian	1.2.840.10008.1.2.1		
		Explicit VR Big Endian	1.2.840.10008.1.2.2		
		JPEG Baseline (Proc. 1)	1.2.840.10008.1.2.4.50		
		JPEG Extd. (Process 2 & 4)	1.2.840.10008.1.2.4.51		
		JPEG Lossless (Process 14)	1.2.840.10008.1.2.4.57		
		JPEG Lossless (Proc. 14-1)	1.2.840.10008.1.2.4.70		
		RLE Lossless	1.2.840.10008.1.2.5		
		JPEG2000 (Lossless Only)	1.2.840.10008.1.2.4.90		
		JPEG2000	1.2.840.10008.1.2.4.91		
MPEG2 MP@ML	1.2.840.10008.1.2.4.100				
Nuclear Medicine Image Storage (Retired)	1.2.840.10008.5.1.4.1.1.5	Implicit VR Little Endian	1.2.840.10008.1.2	SCU	none
		Explicit VR Little Endian	1.2.840.10008.1.2.1		
		Explicit VR Big Endian	1.2.840.10008.1.2.2		
		JPEG Baseline (Proc. 1)	1.2.840.10008.1.2.4.50		
		JPEG Extd. (Process 2 & 4)	1.2.840.10008.1.2.4.51		
		JPEG Lossless (Process 14)	1.2.840.10008.1.2.4.57		
		JPEG Lossless (Proc. 14-1)	1.2.840.10008.1.2.4.70		
		RLE Lossless	1.2.840.10008.1.2.5		
		JPEG2000 (Lossless Only)	1.2.840.10008.1.2.4.90		
		JPEG2000	1.2.840.10008.1.2.4.91		
MPEG2 MP@ML	1.2.840.10008.1.2.4.100				

Presentation Context Table					
Abstract Syntax		Transfer Syntax		Role	Ext. Negotiation
Name	UID	Name List	UID List		
Ophthalmic Photography 8Bit Image Storage	1.2.840.10008.5.1.4.1.1.77.1.5.1	Implicit VR Little Endian	1.2.840.10008.1.2	SCU	none
		Explicit VR Little Endian	1.2.840.10008.1.2.1		
		Explicit VR Big Endian	1.2.840.10008.1.2.2		
		JPEG Baseline (Proc. 1)	1.2.840.10008.1.2.4.50		
		JPEG Extd. (Process 2 & 4)	1.2.840.10008.1.2.4.51		
		JPEG Lossless (Process 14)	1.2.840.10008.1.2.4.57		
		JPEG Lossless (Proc. 14-1)	1.2.840.10008.1.2.4.70		
		RLE Lossless	1.2.840.10008.1.2.5		
		JPEG2000 (Lossless Only)	1.2.840.10008.1.2.4.90		
		JPEG2000	1.2.840.10008.1.2.4.91		
MPEG2 MP@ML	1.2.840.10008.1.2.4.100				
Ophthalmic Photography 16Bit Image Storage	1.2.840.10008.5.1.4.1.1.77.1.5.2	Implicit VR Little Endian	1.2.840.10008.1.2	SCU	none
		Explicit VR Little Endian	1.2.840.10008.1.2.1		
		Explicit VR Big Endian	1.2.840.10008.1.2.2		
		JPEG Baseline (Proc. 1)	1.2.840.10008.1.2.4.50		
		JPEG Extd. (Process 2 & 4)	1.2.840.10008.1.2.4.51		
		JPEG Lossless (Process 14)	1.2.840.10008.1.2.4.57		
		JPEG Lossless (Proc. 14-1)	1.2.840.10008.1.2.4.70		
		RLE Lossless	1.2.840.10008.1.2.5		
		JPEG2000 (Lossless Only)	1.2.840.10008.1.2.4.90		
		JPEG2000	1.2.840.10008.1.2.4.91		
MPEG2 MP@ML	1.2.840.10008.1.2.4.100				
Positron Emission Tomography Image Storage	1.2.840.10008.5.1.4.1.1.128	Implicit VR Little Endian	1.2.840.10008.1.2	SCU	none
		Explicit VR Little Endian	1.2.840.10008.1.2.1		
		Explicit VR Big Endian	1.2.840.10008.1.2.2		
		JPEG Baseline (Proc. 1)	1.2.840.10008.1.2.4.50		
		JPEG Extd. (Process 2 & 4)	1.2.840.10008.1.2.4.51		
		JPEG Lossless (Process 14)	1.2.840.10008.1.2.4.57		
		JPEG Lossless (Proc. 14-1)	1.2.840.10008.1.2.4.70		
		RLE Lossless	1.2.840.10008.1.2.5		
		JPEG2000 (Lossless Only)	1.2.840.10008.1.2.4.90		
		JPEG2000	1.2.840.10008.1.2.4.91		
MPEG2 MP@ML	1.2.840.10008.1.2.4.100				
Raw Data Storage	1.2.840.10008.5.1.4.1.1.66	Implicit VR Little Endian	1.2.840.10008.1.2	SCU	none
		Explicit VR Little Endian	1.2.840.10008.1.2.1		
		Explicit VR Big Endian	1.2.840.10008.1.2.2		
RT Beams Treatment Record Storage	1.2.840.10008.5.1.4.1.1.481.4	Implicit VR Little Endian	1.2.840.10008.1.2	SCU	none
		Explicit VR Little Endian	1.2.840.10008.1.2.1		
		Explicit VR Big Endian	1.2.840.10008.1.2.2		
RT Brachy Treatment Record Storage	1.2.840.10008.5.1.4.1.1.481.6	Implicit VR Little Endian	1.2.840.10008.1.2	SCU	none
		Explicit VR Little Endian	1.2.840.10008.1.2.1		
		Explicit VR Big Endian	1.2.840.10008.1.2.2		
RT Dose Storage	1.2.840.10008.5.1.4.1.1.481.2	Implicit VR Little Endian	1.2.840.10008.1.2	SCU	none
		Explicit VR Little Endian	1.2.840.10008.1.2.1		
		Explicit VR Big Endian	1.2.840.10008.1.2.2		
RT Image Storage	1.2.840.10008.5.1.4.1.1.481.1	Implicit VR Little Endian	1.2.840.10008.1.2	SCU	none
		Explicit VR Little Endian	1.2.840.10008.1.2.1		
		Explicit VR Big Endian	1.2.840.10008.1.2.2		
		JPEG Baseline (Proc. 1)	1.2.840.10008.1.2.4.50		
		JPEG Extd. (Process 2 & 4)	1.2.840.10008.1.2.4.51		
		JPEG Lossless (Process 14)	1.2.840.10008.1.2.4.57		
		JPEG Lossless (Proc. 14-1)	1.2.840.10008.1.2.4.70		
		RLE Lossless	1.2.840.10008.1.2.5		
		JPEG2000 (Lossless Only)	1.2.840.10008.1.2.4.90		
		JPEG2000	1.2.840.10008.1.2.4.91		
MPEG2 MP@ML	1.2.840.10008.1.2.4.100				
RT Plan Storage	1.2.840.10008.5.1.4.1.1.481.5	Implicit VR Little Endian	1.2.840.10008.1.2	SCU	none
		Explicit VR Little Endian	1.2.840.10008.1.2.1		
		Explicit VR Big Endian	1.2.840.10008.1.2.2		
RT Structure Set Storage	1.2.840.10008.5.1.4.1.1.481.3	Implicit VR Little Endian	1.2.840.10008.1.2	SCU	none
		Explicit VR Little Endian	1.2.840.10008.1.2.1		
		Explicit VR Big Endian	1.2.840.10008.1.2.2		
RT Treatment Summary Record Storage	1.2.840.10008.5.1.4.1.1.481.7	Implicit VR Little Endian	1.2.840.10008.1.2	SCU	none
		Explicit VR Little Endian	1.2.840.10008.1.2.1		
		Explicit VR Big Endian	1.2.840.10008.1.2.2		

Presentation Context Table					
Abstract Syntax		Transfer Syntax		Role	Ext. Negotiation
Name	UID	Name List	UID List		
Secondary Capture Image Storage	1.2.840.10008.5.1.4.1.1.7	Implicit VR Little Endian	1.2.840.10008.1.2	SCU	none
		Explicit VR Little Endian	1.2.840.10008.1.2.1		
		Explicit VR Big Endian	1.2.840.10008.1.2.2		
		JPEG Baseline (Proc. 1)	1.2.840.10008.1.2.4.50		
		JPEG Extd. (Process 2 & 4)	1.2.840.10008.1.2.4.51		
		JPEG Lossless (Process 14)	1.2.840.10008.1.2.4.57		
		JPEG Lossless (Proc. 14-1)	1.2.840.10008.1.2.4.70		
		RLE Lossless	1.2.840.10008.1.2.5		
		JPEG2000 (Lossless Only)	1.2.840.10008.1.2.4.90		
		JPEG2000	1.2.840.10008.1.2.4.91		
MPEG2 MP@ML	1.2.840.10008.1.2.4.100				
Standalone Curve Storage (Retired)	1.2.840.10008.5.1.4.1.1.9	Implicit VR Little Endian	1.2.840.10008.1.2	SCU	none
		Explicit VR Little Endian	1.2.840.10008.1.2.1		
		Explicit VR Big Endian	1.2.840.10008.1.2.2		
Standalone Modality LUT Storage (Ret.)	1.2.840.10008.5.1.4.1.1.10	Implicit VR Little Endian	1.2.840.10008.1.2	SCU	none
		Explicit VR Little Endian	1.2.840.10008.1.2.1		
		Explicit VR Big Endian	1.2.840.10008.1.2.2		
Standalone Overlay Storage (Retired)	1.2.840.10008.5.1.4.1.1.8	Implicit VR Little Endian	1.2.840.10008.1.2	SCU	none
		Explicit VR Little Endian	1.2.840.10008.1.2.1		
		Explicit VR Big Endian	1.2.840.10008.1.2.2		
Standalone PET Curve Storage (Retired)	1.2.840.10008.5.1.4.1.1.129	Implicit VR Little Endian	1.2.840.10008.1.2	SCU	none
		Explicit VR Little Endian	1.2.840.10008.1.2.1		
		Explicit VR Big Endian	1.2.840.10008.1.2.2		
Standalone VOI LUT Storage (Retired)	1.2.840.10008.5.1.4.1.1.11	Implicit VR Little Endian	1.2.840.10008.1.2	SCU	none
		Explicit VR Little Endian	1.2.840.10008.1.2.1		
		Explicit VR Big Endian	1.2.840.10008.1.2.2		
Stored Print Storage SOP Class (Retired)	1.2.840.10008.5.1.1.27	Implicit VR Little Endian	1.2.840.10008.1.2	SCU	none
		Explicit VR Little Endian	1.2.840.10008.1.2.1		
		Explicit VR Big Endian	1.2.840.10008.1.2.2		
12-lead ECG Waveform Storage	1.2.840.10008.5.1.4.1.1.9.1.1	Implicit VR Little Endian	1.2.840.10008.1.2	SCU	none
		Explicit VR Little Endian	1.2.840.10008.1.2.1		
		Explicit VR Big Endian	1.2.840.10008.1.2.2		
Ultrasound Image Storage	1.2.840.10008.5.1.4.1.1.6.1	Implicit VR Little Endian	1.2.840.10008.1.2	SCU	none
		Explicit VR Little Endian	1.2.840.10008.1.2.1		
		Explicit VR Big Endian	1.2.840.10008.1.2.2		
		JPEG Baseline (Proc. 1)	1.2.840.10008.1.2.4.50		
		JPEG Extd. (Process 2 & 4)	1.2.840.10008.1.2.4.51		
		JPEG Lossless (Process 14)	1.2.840.10008.1.2.4.57		
		JPEG Lossless (Proc. 14-1)	1.2.840.10008.1.2.4.70		
		RLE Lossless	1.2.840.10008.1.2.5		
		JPEG2000 (Lossless Only)	1.2.840.10008.1.2.4.90		
		JPEG2000	1.2.840.10008.1.2.4.91		
MPEG2 MP@ML	1.2.840.10008.1.2.4.100				
Ultrasound Image Storage (Retired)	1.2.840.10008.5.1.4.1.1.6	Implicit VR Little Endian	1.2.840.10008.1.2	SCU	none
		Explicit VR Little Endian	1.2.840.10008.1.2.1		
		Explicit VR Big Endian	1.2.840.10008.1.2.2		
		JPEG Baseline (Proc. 1)	1.2.840.10008.1.2.4.50		
		JPEG Extd. (Process 2 & 4)	1.2.840.10008.1.2.4.51		
		JPEG Lossless (Process 14)	1.2.840.10008.1.2.4.57		
		JPEG Lossless (Proc. 14-1)	1.2.840.10008.1.2.4.70		
		RLE Lossless	1.2.840.10008.1.2.5		
		JPEG2000 (Lossless Only)	1.2.840.10008.1.2.4.90		
		JPEG2000	1.2.840.10008.1.2.4.91		
MPEG2 MP@ML	1.2.840.10008.1.2.4.100				
Ultrasound Multi-frame Image Storage	1.2.840.10008.5.1.4.1.1.3.1	Implicit VR Little Endian	1.2.840.10008.1.2	SCU	none
		Explicit VR Little Endian	1.2.840.10008.1.2.1		
		Explicit VR Big Endian	1.2.840.10008.1.2.2		
		JPEG Baseline (Proc. 1)	1.2.840.10008.1.2.4.50		
		JPEG Extd. (Process 2 & 4)	1.2.840.10008.1.2.4.51		
		JPEG Lossless (Process 14)	1.2.840.10008.1.2.4.57		
		JPEG Lossless (Proc. 14-1)	1.2.840.10008.1.2.4.70		
		RLE Lossless	1.2.840.10008.1.2.5		
		JPEG2000 (Lossless Only)	1.2.840.10008.1.2.4.90		
		JPEG2000	1.2.840.10008.1.2.4.91		
MPEG2 MP@ML	1.2.840.10008.1.2.4.100				

Presentation Context Table					
Abstract Syntax		Transfer Syntax		Role	Ext. Negotiation
Name	UID	Name List	UID List		
Ultrasound Multi-frame Image Storage (Retired)	1.2.840.10008.5.1.4.1.1.3	Implicit VR Little Endian	1.2.840.10008.1.2	SCU	none
		Explicit VR Little Endian	1.2.840.10008.1.2.1		
		Explicit VR Big Endian	1.2.840.10008.1.2.2		
		JPEG Baseline (Proc. 1)	1.2.840.10008.1.2.4.50		
		JPEG Extd. (Process 2 & 4)	1.2.840.10008.1.2.4.51		
		JPEG Lossless (Process 14)	1.2.840.10008.1.2.4.57		
		JPEG Lossless (Proc. 14-1)	1.2.840.10008.1.2.4.70		
		RLE Lossless	1.2.840.10008.1.2.5		
		JPEG2000 (Lossless Only)	1.2.840.10008.1.2.4.90		
		JPEG2000	1.2.840.10008.1.2.4.91		
MPEG2 MP@ML	1.2.840.10008.1.2.4.100				
Verification	1.2.840.10008.1.1	Implicit VR Little Endian	1.2.840.10008.1.2	SCU	none
		Explicit VR Little Endian	1.2.840.10008.1.2.1		
		Explicit VR Big Endian	1.2.840.10008.1.2.2		
Video Endoscopic Image Storage	1.2.840.10008.5.1.4.1.1.77.1.1.1	Implicit VR Little Endian	1.2.840.10008.1.2	SCU	none
		Explicit VR Little Endian	1.2.840.10008.1.2.1		
		Explicit VR Big Endian	1.2.840.10008.1.2.2		
		JPEG Baseline (Proc. 1)	1.2.840.10008.1.2.4.50		
		JPEG Extd. (Process 2 & 4)	1.2.840.10008.1.2.4.51		
		JPEG Lossless (Process 14)	1.2.840.10008.1.2.4.57		
		JPEG Lossless (Proc. 14-1)	1.2.840.10008.1.2.4.70		
		RLE Lossless	1.2.840.10008.1.2.5		
		JPEG2000 (Lossless Only)	1.2.840.10008.1.2.4.90		
		JPEG2000	1.2.840.10008.1.2.4.91		
MPEG2 MP@ML	1.2.840.10008.1.2.4.100				
Video Microscopic Image Storage	1.2.840.10008.5.1.4.1.1.77.1.2.1	Implicit VR Little Endian	1.2.840.10008.1.2	SCU	none
		Explicit VR Little Endian	1.2.840.10008.1.2.1		
		Explicit VR Big Endian	1.2.840.10008.1.2.2		
		JPEG Baseline (Proc. 1)	1.2.840.10008.1.2.4.50		
		JPEG Extd. (Process 2 & 4)	1.2.840.10008.1.2.4.51		
		JPEG Lossless (Process 14)	1.2.840.10008.1.2.4.57		
		JPEG Lossless (Proc. 14-1)	1.2.840.10008.1.2.4.70		
		RLE Lossless	1.2.840.10008.1.2.5		
		JPEG2000 (Lossless Only)	1.2.840.10008.1.2.4.90		
		JPEG2000	1.2.840.10008.1.2.4.91		
MPEG2 MP@ML	1.2.840.10008.1.2.4.100				
Video Photographic Image Storage	1.2.840.10008.5.1.4.1.1.77.1.4.1	Implicit VR Little Endian	1.2.840.10008.1.2	SCU	none
		Explicit VR Little Endian	1.2.840.10008.1.2.1		
		Explicit VR Big Endian	1.2.840.10008.1.2.2		
		JPEG Baseline (Proc. 1)	1.2.840.10008.1.2.4.50		
		JPEG Extd. (Process 2 & 4)	1.2.840.10008.1.2.4.51		
		JPEG Lossless (Process 14)	1.2.840.10008.1.2.4.57		
		JPEG Lossless (Proc. 14-1)	1.2.840.10008.1.2.4.70		
		RLE Lossless	1.2.840.10008.1.2.5		
		JPEG2000 (Lossless Only)	1.2.840.10008.1.2.4.90		
		JPEG2000	1.2.840.10008.1.2.4.91		
MPEG2 MP@ML	1.2.840.10008.1.2.4.100				
VL Endoscopic Image Storage	1.2.840.10008.5.1.4.1.1.77.1.1	Implicit VR Little Endian	1.2.840.10008.1.2	SCU	none
		Explicit VR Little Endian	1.2.840.10008.1.2.1		
		Explicit VR Big Endian	1.2.840.10008.1.2.2		
		JPEG Baseline (Proc. 1)	1.2.840.10008.1.2.4.50		
		JPEG Extd. (Process 2 & 4)	1.2.840.10008.1.2.4.51		
		JPEG Lossless (Process 14)	1.2.840.10008.1.2.4.57		
		JPEG Lossless (Proc. 14-1)	1.2.840.10008.1.2.4.70		
		RLE Lossless	1.2.840.10008.1.2.5		
		JPEG2000 (Lossless Only)	1.2.840.10008.1.2.4.90		
		JPEG2000	1.2.840.10008.1.2.4.91		
MPEG2 MP@ML	1.2.840.10008.1.2.4.100				
VL Microscopic Image Storage	1.2.840.10008.5.1.4.1.1.77.1.2	Implicit VR Little Endian	1.2.840.10008.1.2	SCU	none
		Explicit VR Little Endian	1.2.840.10008.1.2.1		
		Explicit VR Big Endian	1.2.840.10008.1.2.2		
		JPEG Baseline (Proc. 1)	1.2.840.10008.1.2.4.50		
		JPEG Extd. (Process 2 & 4)	1.2.840.10008.1.2.4.51		
		JPEG Lossless (Process 14)	1.2.840.10008.1.2.4.57		
		JPEG Lossless (Proc. 14-1)	1.2.840.10008.1.2.4.70		
		RLE Lossless	1.2.840.10008.1.2.5		
		JPEG2000 (Lossless Only)	1.2.840.10008.1.2.4.90		
		JPEG2000	1.2.840.10008.1.2.4.91		
MPEG2 MP@ML	1.2.840.10008.1.2.4.100				

Presentation Context Table					
Abstract Syntax		Transfer Syntax		Role	Ext. Negotiation
Name	UID	Name List	UID List		
VL Photographic Image Storage	1.2.840.10008.5.1.4.1.1.77.1.4	Implicit VR Little Endian	1.2.840.10008.1.2	SCU	none
		Explicit VR Little Endian	1.2.840.10008.1.2.1		
		Explicit VR Big Endian	1.2.840.10008.1.2.2		
		JPEG Baseline (Proc. 1)	1.2.840.10008.1.2.4.50		
		JPEG Extd. (Process 2 & 4)	1.2.840.10008.1.2.4.51		
		JPEG Lossless (Process 14)	1.2.840.10008.1.2.4.57		
		JPEG Lossless (Proc. 14-1)	1.2.840.10008.1.2.4.70		
		RLE Lossless	1.2.840.10008.1.2.5		
		JPEG2000 (Lossless Only)	1.2.840.10008.1.2.4.90		
JPEG2000	1.2.840.10008.1.2.4.91				
MPEG2 MP@ML	1.2.840.10008.1.2.4.100				
VL Slide Coordinates Microscopic Image Storage	1.2.840.10008.5.1.4.1.1.77.1.3	Implicit VR Little Endian	1.2.840.10008.1.2	SCU	none
		Explicit VR Little Endian	1.2.840.10008.1.2.1		
		Explicit VR Big Endian	1.2.840.10008.1.2.2		
		JPEG Baseline (Proc. 1)	1.2.840.10008.1.2.4.50		
		JPEG Extd. (Process 2 & 4)	1.2.840.10008.1.2.4.51		
		JPEG Lossless (Process 14)	1.2.840.10008.1.2.4.57		
		JPEG Lossless (Proc. 14-1)	1.2.840.10008.1.2.4.70		
		RLE Lossless	1.2.840.10008.1.2.5		
		JPEG2000 (Lossless Only)	1.2.840.10008.1.2.4.90		
JPEG2000	1.2.840.10008.1.2.4.91				
MPEG2 MP@ML	1.2.840.10008.1.2.4.100				
X-Ray Angiographic Bi-Plane Image Storage	1.2.840.10008.5.1.4.1.1.12.3	Implicit VR Little Endian	1.2.840.10008.1.2	SCU	none
		Explicit VR Little Endian	1.2.840.10008.1.2.1		
		Explicit VR Big Endian	1.2.840.10008.1.2.2		
		JPEG Baseline (Proc. 1)	1.2.840.10008.1.2.4.50		
		JPEG Extd. (Process 2 & 4)	1.2.840.10008.1.2.4.51		
		JPEG Lossless (Process 14)	1.2.840.10008.1.2.4.57		
		JPEG Lossless (Proc. 14-1)	1.2.840.10008.1.2.4.70		
		RLE Lossless	1.2.840.10008.1.2.5		
		JPEG2000 (Lossless Only)	1.2.840.10008.1.2.4.90		
JPEG2000	1.2.840.10008.1.2.4.91				
MPEG2 MP@ML	1.2.840.10008.1.2.4.100				
X-Ray Angiographic Image Storage	1.2.840.10008.5.1.4.1.1.12.1	Implicit VR Little Endian	1.2.840.10008.1.2	SCU	none
		Explicit VR Little Endian	1.2.840.10008.1.2.1		
		Explicit VR Big Endian	1.2.840.10008.1.2.2		
		JPEG Baseline (Proc. 1)	1.2.840.10008.1.2.4.50		
		JPEG Extd. (Process 2 & 4)	1.2.840.10008.1.2.4.51		
		JPEG Lossless (Process 14)	1.2.840.10008.1.2.4.57		
		JPEG Lossless (Proc. 14-1)	1.2.840.10008.1.2.4.70		
		RLE Lossless	1.2.840.10008.1.2.5		
		JPEG2000 (Lossless Only)	1.2.840.10008.1.2.4.90		
JPEG2000	1.2.840.10008.1.2.4.91				
MPEG2 MP@ML	1.2.840.10008.1.2.4.100				
X-Ray Radiofluoroscopic Image Storage	1.2.840.10008.5.1.4.1.1.12.2	Implicit VR Little Endian	1.2.840.10008.1.2	SCU	none
		Explicit VR Little Endian	1.2.840.10008.1.2.1		
		Explicit VR Big Endian	1.2.840.10008.1.2.2		
		JPEG Baseline (Proc. 1)	1.2.840.10008.1.2.4.50		
		JPEG Extd. (Process 2 & 4)	1.2.840.10008.1.2.4.51		
		JPEG Lossless (Process 14)	1.2.840.10008.1.2.4.57		
		JPEG Lossless (Proc. 14-1)	1.2.840.10008.1.2.4.70		
		RLE Lossless	1.2.840.10008.1.2.5		
		JPEG2000 (Lossless Only)	1.2.840.10008.1.2.4.90		
JPEG2000	1.2.840.10008.1.2.4.91				
MPEG2 MP@ML	1.2.840.10008.1.2.4.100				
Storage Commitment Push Model	1.2.840.10008.1.20.1	Implicit VR Little Endian	1.2.840.10008.1.2	SCU	none
		Explicit VR Little Endian	1.2.840.10008.1.2.1		
		Explicit VR Big Endian	1.2.840.10008.1.2.2		

4.2.1.3.2.3 SOP Specific Conformance: Store Images

All supported Storage SOP Classes exhibit the same behavior.

The necessary Presentation Context is determined by the type of imported instances. If the Presentation Context for one of the user-selected instances is not accepted the association is aborted using A-ABORT and the failure is reported to the user.

The behavior when encountering status codes in a C-STORE response is summarized in the table below.

Service Status	Further Meaning	Error Code	Behavior
Success	Success	0000	If all SOP Instances have a status of success the entire operation is marked successful
Warning	Coercion of Data Elements	B000	same as Success
Warning	Data Set does not match SOP Class	B007	same as Success
Warning	Elements Discarded	B006	same as Success
*	*	any	Association is aborted using A-ABORT and the failure is reported to the user

Timeouts and any abortion by the SCP or network layer mark the operation as failed and the association is aborted using A-ABORT.

A failed send attempt can be restarted by user interaction.

The content of the created SOP Instances is entirely dependant on the Media Import. Patient and study information might be altered by the Worklist query.

4.2.1.3.2.4 SOP Specific Conformance: Storage Commitment

DICOM Converter provides Standard Conformance to the DICOM Storage Commitment Push Model.

The optional Storage Media FileSet ID and UID Attributes and Referenced Study Component Sequence are not supported.

After the N-ACTION request the association is **always** closed and the SCP is required to open a new one. The Transaction UID used in the request is valid indefinitely.

The behavior when encountering status codes in a N-ACTION response is summarized in the table below.

Service Status	Further Meaning	Error Code	Behavior
Success	Success	0000	The request is considered successful and the transaction is marked for receipt of the N-EVENT-REPORT
*	*	any	Association is aborted using A-ABORT and the failure is reported to the user

Timeouts and any abortion by the SCP or network layer mark the operation as failed and the association is aborted using A-ABORT.

4.2.1.3.3 Activity - Send MPPS

4.2.1.3.3.1 Description and Sequencing of Activities

The trigger to create MPPS SOP Instances is when the user decides to start storage. The process always involves a pair of N-CREATE and N-SET.

If the user has used the Worklist Query, the generated MPPS SOP Instances conform to the IHE Transaction 6 / 7 and the mapping defined in the IHE Radiology Technical Framework. If no Worklist entry was selected it is treated as an unscheduled case as defined in the IHE Radiology Technical Framework.

The final status of the N-SET operation (COMPLETED or DISCONTINUED) depends on the success of the storage / Storage Commitment operation.

4.2.1.3.3.2 Proposed Presentation Contexts

Presentation Context Table					
Abstract Syntax		Transfer Syntax		Role	Extended Negotiation
Name	UID	Name List	UID List		
Modality Performed Procedure Step	1.2.840.10008.3.1.2.3.3	Implicit VR Little Endian	1.2.840.10008.1.2	SCU	none
		Explicit VR Little Endian	1.2.840.10008.1.2.1		
		Explicit VR Big Endian	1.2.840.10008.1.2.2		

4.2.1.3.3.3 SOP Specific Conformance: Modality Performed Procedure Step

DICOM Converter provides Standard Conformance to the Modality Performed Procedure Step SOP Class.

The behavior when encountering status codes in a N-CREATE or N-SET response is summarized in the table below.

Service Status	Further Meaning	Error Code	Behavior
Success	Success	0000	Sending regarded as successful
Warning	Attribute Value Out of Range	0116	same as Success
*	*	any	Association is aborted using A-ABORT and the failure is reported to the user

Timeouts and any abortion by the SCP or network layer mark the operation as failed and the association is aborted using A-ABORT.

4.2.1.4 Association Acceptance Policy

4.2.1.4.1 Activity - Receive Storage Commitment Response

4.2.1.4.1.1 Description and Sequencing of Activities

DICOM Converter accepts associations to receive storage commitment results.

4.2.1.4.1.2 Accepted Presentation Contexts

Presentation Context Table					
Abstract Syntax		Transfer Syntax		Role	Ext. Negot.
Name	UID	Name List	UID List		
Storage Commitment Push Model	1.2.840.10008.1.20.1	Implicit VR Little Endian	1.2.840.10008.1.2	SCU	none
		Explicit VR Little Endian	1.2.840.10008.1.2.1		
		Explicit VR Big Endian	1.2.840.10008.1.2.2		
Verification	1.2.840.10008.1.1	Implicit VR Little Endian	1.2.840.10008.1.2	SCP	none
		Explicit VR Little Endian	1.2.840.10008.1.2.1		
		Explicit VR Big Endian	1.2.840.10008.1.2.2		

4.2.1.4.1.2.1 Presentation Context Acceptance Criterion

This AE accepts all valid Presentation Contexts specified in this document. No check for duplicate contexts is performed.

4.2.1.4.1.2.2 Transfer Syntax Selection Policy

The first common Transfer Syntax is selected. The selection process starts with the first proposed syntax of the SCU and matches in the following order:
Implicit VR Little Endian > Explicit VR Little Endian > Explicit VR Big Endian.

4.2.1.4.1.3 SOP Specific Conformance: Storage Commitment

DICOM Converter provides Standard Conformance to the DICOM Storage Commitment Push Model.

The behavior when receiving event types within the N-EVENT-REPORT is summarized in the table below.

Event Type Name	Event Type ID	Behavior
Storage Commitment Request Successful	1	The Referenced SOP Instances under Referenced SOP Sequence (0008,1199) are marked as successfully transmitted
Storage Commitment Request Complete - Failures Exist	2	The Referenced SOP Instances under Referenced SOP Sequence (0008,1199) are marked as successfully transmitted. The Referenced SOP Instances under Failed SOP Sequence (0008,1198) are marked as failed and the user is alerted to the problem

The reasons for returning specific status codes in a N-EVENT-REPORT response are summarized in the table below.

Service Status	Further Meaning	Error Code	Reasons
Success	Success	0000	Result has been successfully received

4.2.1.4.1.4 SOP Specific Conformance: Verification

DICOM Converter provides Standard Conformance to the DICOM Verification Service Class.

4.2.2 ImageGate Application Entity Specification

4.2.2.1 SOP Classes

This Application Entity provides Standard Conformance to the following SOP Classes:

SOP Class Name	SOP Class UID	SCU	SCP
Secondary Capture Image Storage	1.2.840.10008.5.1.4.1.1.7	Yes	No

4.2.2.2 Association Policies

4.2.2.2.1 General

The DICOM standard application context name for DICOM 3.0 is always proposed:

Application Context Name	1.2.840.10008.3.1.1.1
--------------------------	-----------------------

4.2.2.2.2 Number of Associations

ImageGate initiates one association at a time to store images one after the other.

Maximum number of simultaneous associations	1
---	---

4.2.2.2.3 Asynchronous Nature

Asynchronous communication is not supported.

4.2.2.2.4 Implementation Identifying Information

The implementation information for this Application Entity is:

Implementation Class UID	1.2.276.0.37.1.2.60.0.1
Implementation Version Name	medavis_2_5

4.2.2.3 Association Initiation Policy

4.2.2.3.1 Activity - Store Images

4.2.2.3.1.1 Description and Sequencing of Activities

Images are put into the queue of *ImageGate* by RIS workstations. The *ImageGate* service will process this queue image by image. After successful storage the recipient should take responsibility for permanent storage.

ImageGate initiates storage if one of the licensed RIS workstations captured images using a scanner or framegrabber.

4.2.2.3.1.2 Proposed Presentation Contexts

Presentation Context Table					
Abstract Syntax		Transfer Syntax		Role	Ext. Negot.
Name	UID	Name List	UID List		
Secondary Capture Image Storage	1.2.840.10008.5.1.4.1.1.7	Implicit VR Little Endian	1.2.840.10008.1.2	SCU	none
		Explicit VR Little Endian	1.2.840.10008.1.2.1		
		Explicit VR Big Endian	1.2.840.10008.1.2.2		

4.2.2.3.1.3 SOP Specific Conformance: Store Images

Images are handled individually. If an error occurs during storage the respective image will be flagged. Images with a recorded error can be resent at any later time by the click of a button. There are no automatic retry attempts.

4.2.2.4 Association Acceptance Policy

ImageGate never accepts associations.

4.2.3 PACS Storage Interface Application Entity Specification

4.2.3.1 SOP Classes

This Application Entity provides Standard Conformance to the following SOP Classes:

SOP Class Name	SOP Class UID	SCU	SCP
Ambulatory ECG Waveform Storage	1.2.840.10008.5.1.4.1.1.9.1.3	No	Yes
Basic Study Content Notification (Retired)	1.2.840.10008.5.1.9	No	Yes
Basic Text SR	1.2.840.10008.5.1.4.1.1.88.11	No	Yes
Basic Voice Audio Waveform Storage	1.2.840.10008.5.1.4.1.1.9.4.1	No	Yes
Cardiac Electrophysiology Waveform Storage	1.2.840.10008.5.1.4.1.1.9.3.1	No	Yes
Chest CAD SR	1.2.840.10008.5.1.4.1.1.88.65	No	Yes
Comprehensive SR	1.2.840.10008.5.1.4.1.1.88.33	No	Yes
Computed Radiography Image Storage	1.2.840.10008.5.1.4.1.1.1	No	Yes
CT Image Storage	1.2.840.10008.5.1.4.1.1.2	No	Yes
Digital Intra-oral X-Ray Image Storage - For Presentation	1.2.840.10008.5.1.4.1.1.1.3	No	Yes
Digital Intra-oral X-Ray Image Storage - For Processing	1.2.840.10008.5.1.4.1.1.1.3.1	No	Yes
Digital Mammography Image Storage - For Presentation	1.2.840.10008.5.1.4.1.1.1.2	No	Yes
Digital Mammography Image Storage - For Processing	1.2.840.10008.5.1.4.1.1.1.2.1	No	Yes
Digital X-Ray Image Storage - For Presentation	1.2.840.10008.5.1.4.1.1.1.1	No	Yes
Digital X-Ray Image Storage - For Processing	1.2.840.10008.5.1.4.1.1.1.1.1	No	Yes
Enhanced CT Image Storage	1.2.840.10008.5.1.4.1.1.2.1	No	Yes
Enhanced MR Image Storage	1.2.840.10008.5.1.4.1.1.4.1	No	Yes
Enhanced SR	1.2.840.10008.5.1.4.1.1.88.22	No	Yes
General ECG Waveform Storage	1.2.840.10008.5.1.4.1.1.9.1.2	No	Yes
Grayscale Softcopy Presentation State Storage SOP Class	1.2.840.10008.5.1.4.1.1.11.1	No	Yes
Hardcopy Color Image Storage SOP Class (Retired)	1.2.840.10008.5.1.1.30	No	Yes
Hardcopy Grayscale Image Storage SOP Class (Retired)	1.2.840.10008.5.1.1.29	No	Yes
Hemodynamic Waveform Storage	1.2.840.10008.5.1.4.1.1.9.2.1	No	Yes
Key Object Selection Document	1.2.840.10008.5.1.4.1.1.88.59	No	Yes
Mammography CAD SR	1.2.840.10008.5.1.4.1.1.88.50	No	Yes
MR Image Storage	1.2.840.10008.5.1.4.1.1.4	No	Yes
MR Spectroscopy Storage	1.2.840.10008.5.1.4.1.1.4.2	No	Yes
Multi-frame Single Bit Secondary Capture Image Storage	1.2.840.10008.5.1.4.1.1.7.1	No	Yes
Multi-frame Grayscale Byte Secondary Capt. Image Storage	1.2.840.10008.5.1.4.1.1.7.2	No	Yes
Multi-frame Grayscale Word Secondary Capt. Image Storage	1.2.840.10008.5.1.4.1.1.7.3	No	Yes
Multi-frame True Color Secondary Capture Image Storage	1.2.840.10008.5.1.4.1.1.7.4	No	Yes
Nuclear Medicine Image Storage	1.2.840.10008.5.1.4.1.1.20	No	Yes
Nuclear Medicine Image Storage (Retired)	1.2.840.10008.5.1.4.1.1.5	No	Yes

SOP Class Name	SOP Class UID	SCU	SCP
Ophthalmic Photography 8Bit Image Storage	1.2.840.10008.5.1.4.1.1.77.1.5.1	No	Yes
Ophthalmic Photography 16Bit Image Storage	1.2.840.10008.5.1.4.1.1.77.1.5.2	No	Yes
Positron Emission Tomography Image Storage	1.2.840.10008.5.1.4.1.1.128	No	Yes
Raw Data Storage	1.2.840.10008.5.1.4.1.1.66	No	Yes
RT Beams Treatment Record Storage	1.2.840.10008.5.1.4.1.1.481.4	No	Yes
RT Brachy Treatment Record Storage	1.2.840.10008.5.1.4.1.1.481.6	No	Yes
RT Dose Storage	1.2.840.10008.5.1.4.1.1.481.2	No	Yes
RT Image Storage	1.2.840.10008.5.1.4.1.1.481.1	No	Yes
RT Plan Storage	1.2.840.10008.5.1.4.1.1.481.5	No	Yes
RT Structure Set Storage	1.2.840.10008.5.1.4.1.1.481.3	No	Yes
RT Treatment Summary Record Storage	1.2.840.10008.5.1.4.1.1.481.7	No	Yes
Secondary Capture Image Storage	1.2.840.10008.5.1.4.1.1.7	No	Yes
Standalone Curve Storage (Retired)	1.2.840.10008.5.1.4.1.1.9	No	Yes
Standalone Modality LUT Storage (Retired)	1.2.840.10008.5.1.4.1.1.10	No	Yes
Standalone Overlay Storage (Retired)	1.2.840.10008.5.1.4.1.1.8	No	Yes
Standalone PET Curve Storage (Retired)	1.2.840.10008.5.1.4.1.1.129	No	Yes
Standalone VOI LUT Storage (Retired)	1.2.840.10008.5.1.4.1.1.11	No	Yes
Stored Print Storage SOP Class (Retired)	1.2.840.10008.5.1.1.27	No	Yes
12-lead ECG Waveform Storage	1.2.840.10008.5.1.4.1.1.9.1.1	No	Yes
Ultrasound Image Storage	1.2.840.10008.5.1.4.1.1.6.1	No	Yes
Ultrasound Image Storage (Retired)	1.2.840.10008.5.1.4.1.1.6	No	Yes
Ultrasound Multi-frame Image Storage	1.2.840.10008.5.1.4.1.1.3.1	No	Yes
Ultrasound Multi-frame Image Storage (Retired)	1.2.840.10008.5.1.4.1.1.3	No	Yes
Video Endoscopic Image Storage	1.2.840.10008.5.1.4.1.1.77.1.1.1	No	Yes
Video Microscopic Image Storage	1.2.840.10008.5.1.4.1.1.77.1.2.1	No	Yes
VL Endoscopic Image Storage	1.2.840.10008.5.1.4.1.1.77.1.1	No	Yes
VL Microscopic Image Storage	1.2.840.10008.5.1.4.1.1.77.1.2	No	Yes
VL Photographic Image Storage	1.2.840.10008.5.1.4.1.1.77.1.4	No	Yes
VL Slide-Coordinates Microscopic Image Storage	1.2.840.10008.5.1.4.1.1.77.1.3	No	Yes
X-Ray Angiographic Bi-Plane Image Storage (Retired)	1.2.840.10008.5.1.4.1.1.12.3	No	Yes
X-Ray Angiographic Image Storage	1.2.840.10008.5.1.4.1.1.12.1	No	Yes
X-Ray Radiofluoroscopic Image Storage	1.2.840.10008.5.1.4.1.1.12.2	No	Yes
Storage Commitment Push Model SOP Class	1.2.840.10008.1.20.1	No	Yes
Verification SOP Class	1.2.840.10008.1.1	No	Yes
Modality Worklist Information Model - FIND	1.2.840.10008.5.1.4.31	No	Yes
Modality Performed Procedure Step SOP Class	1.2.840.10008.3.1.2.3.3	No	Yes

4.2.3.2 Association Policies

4.2.3.2.1 General

The DICOM standard application context name for DICOM 3.0 is always proposed:

Application Context Name	1.2.840.10008.3.1.1.1
--------------------------	-----------------------

4.2.3.2.2 Number of Associations

The number of simultaneous associations accepted by *PSI* as SCP is limited only by the underlying TCP/IP implementation and hardware resources such as CPU, memory etc.

Maximum number of simultaneous associations	unlimited
---	-----------

4.2.3.2.3 Asynchronous Nature

Asynchronous communication is not supported.

4.2.3.2.4 Implementation Identifying Information

The implementation information for this Application Entity is:

Implementation Class UID	1.2.276.0.37.1.2.60.0.1
Implementation Version Name	medavis_2_5

4.2.3.3 Association Initiation Policy

PSI never initiates associations.

4.2.3.4 Association Acceptance Policy

PSI accepts all associations for known storage types.

4.2.3.4.1 Activity - Receive Images

4.2.3.4.1.1 Description and Sequencing of Activities

Receipt of a valid C-STORE request. The received instances are *NOT* stored but used to extract information in lieu of MPPS - complementing the IHE model for incompatible modalities.

4.2.3.4.1.2 Accepted Presentation Contexts

Presentation Context Table						
Name	Abstract Syntax		Transfer Syntax		Role	Ext. Negotiation
	UID		Name List	UID List		
Ambul. ECG Waveform Storage	1.2.840.10008.5.1.4.1.1.9.1.3		Implicit VR Little Endian	1.2.840.10008.1.2	SCP	none
			Explicit VR Little Endian	1.2.840.10008.1.2.1		
			Explicit VR Big Endian	1.2.840.10008.1.2.2		
Basic Study Content Notification (Retired)	1.2.840.10008.1.9		Implicit VR Little Endian	1.2.840.10008.1.2	SCP	none
			Explicit VR Little Endian	1.2.840.10008.1.2.1		
			Explicit VR Big Endian	1.2.840.10008.1.2.2		
Basic Text SR	1.2.840.10008.5.1.4.1.1.88.11		Implicit VR Little Endian	1.2.840.10008.1.2	SCP	none
			Explicit VR Little Endian	1.2.840.10008.1.2.1		
			Explicit VR Big Endian	1.2.840.10008.1.2.2		
Basic Voice Audio Waveform Storage	1.2.840.10008.5.1.4.1.1.9.4.1		Implicit VR Little Endian	1.2.840.10008.1.2	SCP	none
			Explicit VR Little Endian	1.2.840.10008.1.2.1		
			Explicit VR Big Endian	1.2.840.10008.1.2.2		
Card. Electrophysiology Waveform St.	1.2.840.10008.5.1.4.1.1.9.3.1		Implicit VR Little Endian	1.2.840.10008.1.2	SCP	none
			Explicit VR Little Endian	1.2.840.10008.1.2.1		
			Explicit VR Big Endian	1.2.840.10008.1.2.2		
Chest CAD SR	1.2.840.10008.5.1.4.1.1.88.65		Implicit VR Little Endian	1.2.840.10008.1.2	SCP	none
			Explicit VR Little Endian	1.2.840.10008.1.2.1		
			Explicit VR Big Endian	1.2.840.10008.1.2.2		
Comprehensive Text SR	1.2.840.10008.5.1.4.1.1.88.33		Implicit VR Little Endian	1.2.840.10008.1.2	SCP	none
			Explicit VR Little Endian	1.2.840.10008.1.2.1		
			Explicit VR Big Endian	1.2.840.10008.1.2.2		

Presentation Context Table					
Abstract Syntax		Transfer Syntax		Role	Ext. Negotiation
Name	UID	Name List	UID List		
Computed Radiography Image Storage	1.2.840.10008.5.1.4.1.1.1	Implicit VR Little Endian	1.2.840.10008.1.2	SCP	none
		Explicit VR Little Endian	1.2.840.10008.1.2.1		
		Explicit VR Big Endian	1.2.840.10008.1.2.2		
		JPEG Baseline (Proc. 1)	1.2.840.10008.1.2.4.50		
		JPEG Extd. (Process 2 & 4)	1.2.840.10008.1.2.4.51		
		JPEG Lossless (Process 14)	1.2.840.10008.1.2.4.57		
		JPEG Lossless (Proc. 14-1)	1.2.840.10008.1.2.4.70		
		RLE Lossless	1.2.840.10008.1.2.5		
		JPEG2000 (Lossless Only)	1.2.840.10008.1.2.4.90		
		JPEG2000	1.2.840.10008.1.2.4.91		
MPEG2 MP@ML	1.2.840.10008.1.2.4.100				
CT Image Storage	1.2.840.10008.5.1.4.1.1.2	Implicit VR Little Endian	1.2.840.10008.1.2	SCP	none
		Explicit VR Little Endian	1.2.840.10008.1.2.1		
		Explicit VR Big Endian	1.2.840.10008.1.2.2		
		JPEG Baseline (Proc. 1)	1.2.840.10008.1.2.4.50		
		JPEG Extd. (Process 2 & 4)	1.2.840.10008.1.2.4.51		
		JPEG Lossless (Process 14)	1.2.840.10008.1.2.4.57		
		JPEG Lossless (Proc. 14-1)	1.2.840.10008.1.2.4.70		
		RLE Lossless	1.2.840.10008.1.2.5		
		JPEG2000 (Lossless Only)	1.2.840.10008.1.2.4.90		
		JPEG2000	1.2.840.10008.1.2.4.91		
MPEG2 MP@ML	1.2.840.10008.1.2.4.100				
Digital Intra-oral X-Ray Image Storage - For Presentation	1.2.840.10008.5.1.4.1.1.1.3	Implicit VR Little Endian	1.2.840.10008.1.2	SCP	none
		Explicit VR Little Endian	1.2.840.10008.1.2.1		
		Explicit VR Big Endian	1.2.840.10008.1.2.2		
		JPEG Baseline (Proc. 1)	1.2.840.10008.1.2.4.50		
		JPEG Extd. (Process 2 & 4)	1.2.840.10008.1.2.4.51		
		JPEG Lossless (Process 14)	1.2.840.10008.1.2.4.57		
		JPEG Lossless (Proc. 14-1)	1.2.840.10008.1.2.4.70		
		RLE Lossless	1.2.840.10008.1.2.5		
		JPEG2000 (Lossless Only)	1.2.840.10008.1.2.4.90		
		JPEG2000	1.2.840.10008.1.2.4.91		
MPEG2 MP@ML	1.2.840.10008.1.2.4.100				
Digital Intra-oral X-Ray Image Storage - For Processing	1.2.840.10008.5.1.4.1.1.3.1	Implicit VR Little Endian	1.2.840.10008.1.2	SCP	none
		Explicit VR Little Endian	1.2.840.10008.1.2.1		
		Explicit VR Big Endian	1.2.840.10008.1.2.2		
		JPEG Baseline (Proc. 1)	1.2.840.10008.1.2.4.50		
		JPEG Extd. (Process 2 & 4)	1.2.840.10008.1.2.4.51		
		JPEG Lossless (Process 14)	1.2.840.10008.1.2.4.57		
		JPEG Lossless (Proc. 14-1)	1.2.840.10008.1.2.4.70		
RLE Lossless	1.2.840.10008.1.2.5				
Digital Mammography Image Storage - For Presentation	1.2.840.10008.5.1.4.1.1.1.2	Implicit VR Little Endian	1.2.840.10008.1.2	SCP	none
		Explicit VR Little Endian	1.2.840.10008.1.2.1		
		Explicit VR Big Endian	1.2.840.10008.1.2.2		
		JPEG Baseline (Proc. 1)	1.2.840.10008.1.2.4.50		
		JPEG Extd. (Process 2 & 4)	1.2.840.10008.1.2.4.51		
		JPEG Lossless (Process 14)	1.2.840.10008.1.2.4.57		
		JPEG Lossless (Proc. 14-1)	1.2.840.10008.1.2.4.70		
		RLE Lossless	1.2.840.10008.1.2.5		
		JPEG2000 (Lossless Only)	1.2.840.10008.1.2.4.90		
		JPEG2000	1.2.840.10008.1.2.4.91		
MPEG2 MP@ML	1.2.840.10008.1.2.4.100				
Digital Mammography Image Storage - For Processing	1.2.840.10008.5.1.4.1.1.1.2.1	Implicit VR Little Endian	1.2.840.10008.1.2	SCP	none
		Explicit VR Little Endian	1.2.840.10008.1.2.1		
		Explicit VR Big Endian	1.2.840.10008.1.2.2		
		JPEG Baseline (Proc. 1)	1.2.840.10008.1.2.4.50		
		JPEG Extd. (Process 2 & 4)	1.2.840.10008.1.2.4.51		
		JPEG Lossless (Process 14)	1.2.840.10008.1.2.4.57		
		JPEG Lossless (Proc. 14-1)	1.2.840.10008.1.2.4.70		
		RLE Lossless	1.2.840.10008.1.2.5		
		JPEG2000 (Lossless Only)	1.2.840.10008.1.2.4.90		
		JPEG2000	1.2.840.10008.1.2.4.91		
MPEG2 MP@ML	1.2.840.10008.1.2.4.100				

Presentation Context Table					
Abstract Syntax		Transfer Syntax		Role	Ext. Negotiation
Name	UID	Name List	UID List		
Digital X-Ray Image Storage - For Presentation	1.2.840.10008.5.1.4.1.1.1.1	Implicit VR Little Endian	1.2.840.10008.1.2	SCP	none
		Explicit VR Little Endian	1.2.840.10008.1.2.1		
		Explicit VR Big Endian	1.2.840.10008.1.2.2		
		JPEG Baseline (Proc. 1)	1.2.840.10008.1.2.4.50		
		JPEG Extd. (Process 2 & 4)	1.2.840.10008.1.2.4.51		
		JPEG Lossless (Process 14)	1.2.840.10008.1.2.4.57		
		JPEG Lossless (Proc. 14-1)	1.2.840.10008.1.2.4.70		
		RLE Lossless	1.2.840.10008.1.2.5		
		JPEG2000 (Lossless Only)	1.2.840.10008.1.2.4.90		
		JPEG2000	1.2.840.10008.1.2.4.91		
MPEG2 MP@ML	1.2.840.10008.1.2.4.100				
Digital X-Ray Image Storage - For Processing	1.2.840.10008.5.1.4.1.1.1.1	Implicit VR Little Endian	1.2.840.10008.1.2	SCP	none
		Explicit VR Little Endian	1.2.840.10008.1.2.1		
		Explicit VR Big Endian	1.2.840.10008.1.2.2		
		JPEG Baseline (Proc. 1)	1.2.840.10008.1.2.4.50		
		JPEG Extd. (Process 2 & 4)	1.2.840.10008.1.2.4.51		
		JPEG Lossless (Process 14)	1.2.840.10008.1.2.4.57		
		JPEG Lossless (Proc. 14-1)	1.2.840.10008.1.2.4.70		
		RLE Lossless	1.2.840.10008.1.2.5		
		JPEG2000 (Lossless Only)	1.2.840.10008.1.2.4.90		
		JPEG2000	1.2.840.10008.1.2.4.91		
MPEG2 MP@ML	1.2.840.10008.1.2.4.100				
Enhanced CT Image Storage	1.2.840.10008.5.1.4.1.1.2.1	Implicit VR Little Endian	1.2.840.10008.1.2	SCP	none
		Explicit VR Little Endian	1.2.840.10008.1.2.1		
		Explicit VR Big Endian	1.2.840.10008.1.2.2		
		JPEG Baseline (Proc. 1)	1.2.840.10008.1.2.4.50		
		JPEG Extd. (Process 2 & 4)	1.2.840.10008.1.2.4.51		
		JPEG Lossless (Process 14)	1.2.840.10008.1.2.4.57		
		JPEG Lossless (Proc. 14-1)	1.2.840.10008.1.2.4.70		
		RLE Lossless	1.2.840.10008.1.2.5		
		JPEG2000 (Lossless Only)	1.2.840.10008.1.2.4.90		
		JPEG2000	1.2.840.10008.1.2.4.91		
MPEG2 MP@ML	1.2.840.10008.1.2.4.100				
Enhanced MR Image Storage	1.2.840.10008.5.1.4.1.1.4.1	Implicit VR Little Endian	1.2.840.10008.1.2	SCP	none
		Explicit VR Little Endian	1.2.840.10008.1.2.1		
		Explicit VR Big Endian	1.2.840.10008.1.2.2		
		JPEG Baseline (Proc. 1)	1.2.840.10008.1.2.4.50		
		JPEG Extd. (Process 2 & 4)	1.2.840.10008.1.2.4.51		
		JPEG Lossless (Process 14)	1.2.840.10008.1.2.4.57		
		JPEG Lossless (Proc. 14-1)	1.2.840.10008.1.2.4.70		
		RLE Lossless	1.2.840.10008.1.2.5		
		JPEG2000 (Lossless Only)	1.2.840.10008.1.2.4.90		
		JPEG2000	1.2.840.10008.1.2.4.91		
MPEG2 MP@ML	1.2.840.10008.1.2.4.100				
Enhanced SR	1.2.840.10008.5.1.4.1.1.88.22	Implicit VR Little Endian	1.2.840.10008.1.2	SCP	none
		Explicit VR Little Endian	1.2.840.10008.1.2.1		
		Explicit VR Big Endian	1.2.840.10008.1.2.2		
General ECG Waveform Storage	1.2.840.10008.5.1.4.1.1.9.1.2	Implicit VR Little Endian	1.2.840.10008.1.2	SCP	none
		Explicit VR Little Endian	1.2.840.10008.1.2.1		
		Explicit VR Big Endian	1.2.840.10008.1.2.2		
Grayscale Soft-copy Present. State Storage	1.2.840.10008.5.1.4.1.1.11.1	Implicit VR Little Endian	1.2.840.10008.1.2	SCP	none
		Explicit VR Little Endian	1.2.840.10008.1.2.1		
		Explicit VR Big Endian	1.2.840.10008.1.2.2		
Hardcopy Color Image Storage	1.2.840.10008.5.1.1.30	Implicit VR Little Endian	1.2.840.10008.1.2	SCP	none
		Explicit VR Little Endian	1.2.840.10008.1.2.1		
		Explicit VR Big Endian	1.2.840.10008.1.2.2		
Hardcopy Grayscale Image Storage	1.2.840.10008.5.1.1.29	Implicit VR Little Endian	1.2.840.10008.1.2	SCP	none
		Explicit VR Little Endian	1.2.840.10008.1.2.1		
		Explicit VR Big Endian	1.2.840.10008.1.2.2		
Hemodynamic Waveform Storage	1.2.840.10008.5.1.4.1.1.9.2.1	Implicit VR Little Endian	1.2.840.10008.1.2	SCP	none
		Explicit VR Little Endian	1.2.840.10008.1.2.1		
		Explicit VR Big Endian	1.2.840.10008.1.2.2		
Key Object Selection Document	1.2.840.10008.5.1.4.1.1.88.59	Implicit VR Little Endian	1.2.840.10008.1.2	SCP	none
		Explicit VR Little Endian	1.2.840.10008.1.2.1		
		Explicit VR Big Endian	1.2.840.10008.1.2.2		
Mammography CAD SR	1.2.840.10008.5.1.4.1.1.88.50	Implicit VR Little Endian	1.2.840.10008.1.2	SCP	none
		Explicit VR Little Endian	1.2.840.10008.1.2.1		
		Explicit VR Big Endian	1.2.840.10008.1.2.2		

Presentation Context Table					
Abstract Syntax		Transfer Syntax		Role	Ext. Negotiation
Name	UID	Name List	UID List		
MR Image Storage	1.2.840.10008.5.1.4.1.1.4	Implicit VR Little Endian	1.2.840.10008.1.2	SCP	none
		Explicit VR Little Endian	1.2.840.10008.1.2.1		
		Explicit VR Big Endian	1.2.840.10008.1.2.2		
		JPEG Baseline (Proc. 1)	1.2.840.10008.1.2.4.50		
		JPEG Extd. (Process 2 & 4)	1.2.840.10008.1.2.4.51		
		JPEG Lossless (Process 14)	1.2.840.10008.1.2.4.57		
		JPEG Lossless (Proc. 14-1)	1.2.840.10008.1.2.4.70		
		RLE Lossless	1.2.840.10008.1.2.5		
		JPEG2000 (Lossless Only)	1.2.840.10008.1.2.4.90		
		JPEG2000	1.2.840.10008.1.2.4.91		
MPEG2 MP@ML	1.2.840.10008.1.2.4.100				
MR Spectroscopy Storage	1.2.840.10008.5.1.4.1.1.4.2	Implicit VR Little Endian	1.2.840.10008.1.2	SCP	none
		Explicit VR Little Endian	1.2.840.10008.1.2.1		
		Explicit VR Big Endian	1.2.840.10008.1.2.2		
		JPEG Baseline (Proc. 1)	1.2.840.10008.1.2.4.50		
		JPEG Extd. (Process 2 & 4)	1.2.840.10008.1.2.4.51		
		JPEG Lossless (Process 14)	1.2.840.10008.1.2.4.57		
		JPEG Lossless (Proc. 14-1)	1.2.840.10008.1.2.4.70		
		RLE Lossless	1.2.840.10008.1.2.5		
		JPEG2000 (Lossless Only)	1.2.840.10008.1.2.4.90		
		JPEG2000	1.2.840.10008.1.2.4.91		
MPEG2 MP@ML	1.2.840.10008.1.2.4.100				
Multi-frame Single Bit Secondary Capture Image Storage	1.2.840.10008.5.1.4.1.1.7.1	Implicit VR Little Endian	1.2.840.10008.1.2	SCP	none
		Explicit VR Little Endian	1.2.840.10008.1.2.1		
		Explicit VR Big Endian	1.2.840.10008.1.2.2		
		JPEG Baseline (Proc. 1)	1.2.840.10008.1.2.4.50		
		JPEG Extd. (Process 2 & 4)	1.2.840.10008.1.2.4.51		
		JPEG Lossless (Process 14)	1.2.840.10008.1.2.4.57		
		JPEG Lossless (Proc. 14-1)	1.2.840.10008.1.2.4.70		
		RLE Lossless	1.2.840.10008.1.2.5		
		JPEG2000 (Lossless Only)	1.2.840.10008.1.2.4.90		
		JPEG2000	1.2.840.10008.1.2.4.91		
MPEG2 MP@ML	1.2.840.10008.1.2.4.100				
Multi-frame Grayscale Byte Secondary Capture Image Storage	1.2.840.10008.5.1.4.1.1.7.2	Implicit VR Little Endian	1.2.840.10008.1.2	SCP	none
		Explicit VR Little Endian	1.2.840.10008.1.2.1		
		Explicit VR Big Endian	1.2.840.10008.1.2.2		
		JPEG Baseline (Proc. 1)	1.2.840.10008.1.2.4.50		
		JPEG Extd. (Process 2 & 4)	1.2.840.10008.1.2.4.51		
		JPEG Lossless (Process 14)	1.2.840.10008.1.2.4.57		
		JPEG Lossless (Proc. 14-1)	1.2.840.10008.1.2.4.70		
		RLE Lossless	1.2.840.10008.1.2.5		
		JPEG2000 (Lossless Only)	1.2.840.10008.1.2.4.90		
		JPEG2000	1.2.840.10008.1.2.4.91		
MPEG2 MP@ML	1.2.840.10008.1.2.4.100				
Multi-frame Grayscale Word Secondary Capture Image Storage	1.2.840.10008.5.1.4.1.1.7.3	Implicit VR Little Endian	1.2.840.10008.1.2	SCP	none
		Explicit VR Little Endian	1.2.840.10008.1.2.1		
		Explicit VR Big Endian	1.2.840.10008.1.2.2		
		JPEG Baseline (Proc. 1)	1.2.840.10008.1.2.4.50		
		JPEG Extd. (Process 2 & 4)	1.2.840.10008.1.2.4.51		
		JPEG Lossless (Process 14)	1.2.840.10008.1.2.4.57		
		JPEG Lossless (Proc. 14-1)	1.2.840.10008.1.2.4.70		
		RLE Lossless	1.2.840.10008.1.2.5		
		JPEG2000 (Lossless Only)	1.2.840.10008.1.2.4.90		
		JPEG2000	1.2.840.10008.1.2.4.91		
MPEG2 MP@ML	1.2.840.10008.1.2.4.100				
Multi-frame True Color Secondary Capture Image Storage	1.2.840.10008.5.1.4.1.1.7.4	Implicit VR Little Endian	1.2.840.10008.1.2	SCP	none
		Explicit VR Little Endian	1.2.840.10008.1.2.1		
		Explicit VR Big Endian	1.2.840.10008.1.2.2		
		JPEG Baseline (Proc. 1)	1.2.840.10008.1.2.4.50		
		JPEG Extd. (Process 2 & 4)	1.2.840.10008.1.2.4.51		
		JPEG Lossless (Process 14)	1.2.840.10008.1.2.4.57		
		JPEG Lossless (Proc. 14-1)	1.2.840.10008.1.2.4.70		
		RLE Lossless	1.2.840.10008.1.2.5		
		JPEG2000 (Lossless Only)	1.2.840.10008.1.2.4.90		
		JPEG2000	1.2.840.10008.1.2.4.91		
MPEG2 MP@ML	1.2.840.10008.1.2.4.100				

Presentation Context Table					
Abstract Syntax		Transfer Syntax		Role	Ext. Negotiation
Name	UID	Name List	UID List		
Nuclear Medicine Image Storage	1.2.840.10008.5.1.4.1.1.20	Implicit VR Little Endian	1.2.840.10008.1.2	SCP	none
		Explicit VR Little Endian	1.2.840.10008.1.2.1		
		Explicit VR Big Endian	1.2.840.10008.1.2.2		
		JPEG Baseline (Proc. 1)	1.2.840.10008.1.2.4.50		
		JPEG Extd. (Process 2 & 4)	1.2.840.10008.1.2.4.51		
		JPEG Lossless (Process 14)	1.2.840.10008.1.2.4.57		
		JPEG Lossless (Proc. 14-1)	1.2.840.10008.1.2.4.70		
		RLE Lossless	1.2.840.10008.1.2.5		
		JPEG2000 (Lossless Only)	1.2.840.10008.1.2.4.90		
		JPEG2000	1.2.840.10008.1.2.4.91		
MPEG2 MP@ML	1.2.840.10008.1.2.4.100				
Nuclear Medicine Image Storage (Retired)	1.2.840.10008.5.1.4.1.1.5	Implicit VR Little Endian	1.2.840.10008.1.2	SCP	none
		Explicit VR Little Endian	1.2.840.10008.1.2.1		
		Explicit VR Big Endian	1.2.840.10008.1.2.2		
		JPEG Baseline (Proc. 1)	1.2.840.10008.1.2.4.50		
		JPEG Extd. (Process 2 & 4)	1.2.840.10008.1.2.4.51		
		JPEG Lossless (Process 14)	1.2.840.10008.1.2.4.57		
		JPEG Lossless (Proc. 14-1)	1.2.840.10008.1.2.4.70		
		RLE Lossless	1.2.840.10008.1.2.5		
		JPEG2000 (Lossless Only)	1.2.840.10008.1.2.4.90		
		JPEG2000	1.2.840.10008.1.2.4.91		
MPEG2 MP@ML	1.2.840.10008.1.2.4.100				
Ophthalmic Photography 8Bit Image Storage	1.2.840.10008.5.1.4.1.1.77.1.5.1	Implicit VR Little Endian	1.2.840.10008.1.2	SCP	none
		Explicit VR Little Endian	1.2.840.10008.1.2.1		
		Explicit VR Big Endian	1.2.840.10008.1.2.2		
		JPEG Baseline (Proc. 1)	1.2.840.10008.1.2.4.50		
		JPEG Extd. (Process 2 & 4)	1.2.840.10008.1.2.4.51		
		JPEG Lossless (Process 14)	1.2.840.10008.1.2.4.57		
		JPEG Lossless (Proc. 14-1)	1.2.840.10008.1.2.4.70		
		RLE Lossless	1.2.840.10008.1.2.5		
		JPEG2000 (Lossless Only)	1.2.840.10008.1.2.4.90		
		JPEG2000	1.2.840.10008.1.2.4.91		
MPEG2 MP@ML	1.2.840.10008.1.2.4.100				
Ophthalmic Photography 16Bit Image Storage	1.2.840.10008.5.1.4.1.1.77.1.5.2	Implicit VR Little Endian	1.2.840.10008.1.2	SCP	none
		Explicit VR Little Endian	1.2.840.10008.1.2.1		
		Explicit VR Big Endian	1.2.840.10008.1.2.2		
		JPEG Baseline (Proc. 1)	1.2.840.10008.1.2.4.50		
		JPEG Extd. (Process 2 & 4)	1.2.840.10008.1.2.4.51		
		JPEG Lossless (Process 14)	1.2.840.10008.1.2.4.57		
		JPEG Lossless (Proc. 14-1)	1.2.840.10008.1.2.4.70		
		RLE Lossless	1.2.840.10008.1.2.5		
		JPEG2000 (Lossless Only)	1.2.840.10008.1.2.4.90		
		JPEG2000	1.2.840.10008.1.2.4.91		
MPEG2 MP@ML	1.2.840.10008.1.2.4.100				
Positron Emission Tomography Image Storage	1.2.840.10008.5.1.4.1.1.128	Implicit VR Little Endian	1.2.840.10008.1.2	SCP	none
		Explicit VR Little Endian	1.2.840.10008.1.2.1		
		Explicit VR Big Endian	1.2.840.10008.1.2.2		
		JPEG Baseline (Proc. 1)	1.2.840.10008.1.2.4.50		
		JPEG Extd. (Process 2 & 4)	1.2.840.10008.1.2.4.51		
		JPEG Lossless (Process 14)	1.2.840.10008.1.2.4.57		
		JPEG Lossless (Proc. 14-1)	1.2.840.10008.1.2.4.70		
		RLE Lossless	1.2.840.10008.1.2.5		
		JPEG2000 (Lossless Only)	1.2.840.10008.1.2.4.90		
		JPEG2000	1.2.840.10008.1.2.4.91		
MPEG2 MP@ML	1.2.840.10008.1.2.4.100				
Raw Data Storage	1.2.840.10008.5.1.4.1.1.66	Implicit VR Little Endian	1.2.840.10008.1.2	SCP	none
		Explicit VR Little Endian	1.2.840.10008.1.2.1		
		Explicit VR Big Endian	1.2.840.10008.1.2.2		
RT Beams Treatment Record Storage	1.2.840.10008.5.1.4.1.1.481.4	Implicit VR Little Endian	1.2.840.10008.1.2	SCP	none
		Explicit VR Little Endian	1.2.840.10008.1.2.1		
		Explicit VR Big Endian	1.2.840.10008.1.2.2		
RT Brachy Treatment Record Storage	1.2.840.10008.5.1.4.1.1.481.6	Implicit VR Little Endian	1.2.840.10008.1.2	SCP	none
		Explicit VR Little Endian	1.2.840.10008.1.2.1		
		Explicit VR Big Endian	1.2.840.10008.1.2.2		
RT Dose Storage	1.2.840.10008.5.1.4.1.1.481.2	Implicit VR Little Endian	1.2.840.10008.1.2	SCP	none
		Explicit VR Little Endian	1.2.840.10008.1.2.1		
		Explicit VR Big Endian	1.2.840.10008.1.2.2		

Presentation Context Table					
Abstract Syntax		Transfer Syntax		Role	Ext. Negotiation
Name	UID	Name List	UID List		
RT Image Storage	1.2.840.10008.5.1.4.1.1.481.1	Implicit VR Little Endian	1.2.840.10008.1.2	SCP	none
		Explicit VR Little Endian	1.2.840.10008.1.2.1		
		Explicit VR Big Endian	1.2.840.10008.1.2.2		
		JPEG Baseline (Proc. 1)	1.2.840.10008.1.2.4.50		
		JPEG Extd. (Process 2 & 4)	1.2.840.10008.1.2.4.51		
		JPEG Lossless (Process 14)	1.2.840.10008.1.2.4.57		
		JPEG Lossless (Proc. 14-1)	1.2.840.10008.1.2.4.70		
		RLE Lossless	1.2.840.10008.1.2.5		
		JPEG2000 (Lossless Only)	1.2.840.10008.1.2.4.90		
		JPEG2000	1.2.840.10008.1.2.4.91		
MPEG2 MP@ML	1.2.840.10008.1.2.4.100				
RT Plan Storage	1.2.840.10008.5.1.4.1.1.481.5	Implicit VR Little Endian	1.2.840.10008.1.2	SCP	none
		Explicit VR Little Endian	1.2.840.10008.1.2.1		
		Explicit VR Big Endian	1.2.840.10008.1.2.2		
RT Structure Set Storage	1.2.840.10008.5.1.4.1.1.481.3	Implicit VR Little Endian	1.2.840.10008.1.2	SCP	none
		Explicit VR Little Endian	1.2.840.10008.1.2.1		
		Explicit VR Big Endian	1.2.840.10008.1.2.2		
RT Treatment Summary Record Storage	1.2.840.10008.5.1.4.1.1.481.7	Implicit VR Little Endian	1.2.840.10008.1.2	SCP	none
		Explicit VR Little Endian	1.2.840.10008.1.2.1		
		Explicit VR Big Endian	1.2.840.10008.1.2.2		
Secondary Capture Image Storage	1.2.840.10008.5.1.4.1.1.7	Implicit VR Little Endian	1.2.840.10008.1.2	SCP	none
		Explicit VR Little Endian	1.2.840.10008.1.2.1		
		Explicit VR Big Endian	1.2.840.10008.1.2.2		
		JPEG Baseline (Proc. 1)	1.2.840.10008.1.2.4.50		
		JPEG Extd. (Process 2 & 4)	1.2.840.10008.1.2.4.51		
		JPEG Lossless (Process 14)	1.2.840.10008.1.2.4.57		
		JPEG Lossless (Proc. 14-1)	1.2.840.10008.1.2.4.70		
		RLE Lossless	1.2.840.10008.1.2.5		
		JPEG2000 (Lossless Only)	1.2.840.10008.1.2.4.90		
		JPEG2000	1.2.840.10008.1.2.4.91		
MPEG2 MP@ML	1.2.840.10008.1.2.4.100				
Standalone Curve Storage (Retired)	1.2.840.10008.5.1.4.1.1.9	Implicit VR Little Endian	1.2.840.10008.1.2	SCP	none
		Explicit VR Little Endian	1.2.840.10008.1.2.1		
		Explicit VR Big Endian	1.2.840.10008.1.2.2		
Standalone Modality LUT Storage (Ret.)	1.2.840.10008.5.1.4.1.1.10	Implicit VR Little Endian	1.2.840.10008.1.2	SCP	none
		Explicit VR Little Endian	1.2.840.10008.1.2.1		
		Explicit VR Big Endian	1.2.840.10008.1.2.2		
Standalone Overlay Storage (Retired)	1.2.840.10008.5.1.4.1.1.8	Implicit VR Little Endian	1.2.840.10008.1.2	SCP	none
		Explicit VR Little Endian	1.2.840.10008.1.2.1		
		Explicit VR Big Endian	1.2.840.10008.1.2.2		
Standalone PET Curve Storage (Retired)	1.2.840.10008.5.1.4.1.1.129	Implicit VR Little Endian	1.2.840.10008.1.2	SCP	none
		Explicit VR Little Endian	1.2.840.10008.1.2.1		
		Explicit VR Big Endian	1.2.840.10008.1.2.2		
Standalone VOI LUT Storage (Retired)	1.2.840.10008.5.1.4.1.1.11	Implicit VR Little Endian	1.2.840.10008.1.2	SCP	none
		Explicit VR Little Endian	1.2.840.10008.1.2.1		
		Explicit VR Big Endian	1.2.840.10008.1.2.2		
Stored Print Storage SOP Class (Retired)	1.2.840.10008.5.1.1.27	Implicit VR Little Endian	1.2.840.10008.1.2	SCP	none
		Explicit VR Little Endian	1.2.840.10008.1.2.1		
		Explicit VR Big Endian	1.2.840.10008.1.2.2		
12-lead ECG Waveform Storage	1.2.840.10008.5.1.4.1.1.9.1.1	Implicit VR Little Endian	1.2.840.10008.1.2	SCP	none
		Explicit VR Little Endian	1.2.840.10008.1.2.1		
		Explicit VR Big Endian	1.2.840.10008.1.2.2		
Ultrasound Image Storage	1.2.840.10008.5.1.4.1.1.6.1	Implicit VR Little Endian	1.2.840.10008.1.2	SCP	none
		Explicit VR Little Endian	1.2.840.10008.1.2.1		
		Explicit VR Big Endian	1.2.840.10008.1.2.2		
		JPEG Baseline (Proc. 1)	1.2.840.10008.1.2.4.50		
		JPEG Extd. (Process 2 & 4)	1.2.840.10008.1.2.4.51		
		JPEG Lossless (Process 14)	1.2.840.10008.1.2.4.57		
		JPEG Lossless (Proc. 14-1)	1.2.840.10008.1.2.4.70		
		RLE Lossless	1.2.840.10008.1.2.5		
		JPEG2000 (Lossless Only)	1.2.840.10008.1.2.4.90		
		JPEG2000	1.2.840.10008.1.2.4.91		
MPEG2 MP@ML	1.2.840.10008.1.2.4.100				

Presentation Context Table					
Abstract Syntax		Transfer Syntax		Role	Ext. Negotiation
Name	UID	Name List	UID List		
Ultrasound Image Storage (Retired)	1.2.840.10008.5.1.4.1.1.6	Implicit VR Little Endian	1.2.840.10008.1.2	SCP	none
		Explicit VR Little Endian	1.2.840.10008.1.2.1		
		Explicit VR Big Endian	1.2.840.10008.1.2.2		
		JPEG Baseline (Proc. 1)	1.2.840.10008.1.2.4.50		
		JPEG Extd. (Process 2 & 4)	1.2.840.10008.1.2.4.51		
		JPEG Lossless (Process 14)	1.2.840.10008.1.2.4.57		
		JPEG Lossless (Proc. 14-1)	1.2.840.10008.1.2.4.70		
		RLE Lossless	1.2.840.10008.1.2.5		
		JPEG2000 (Lossless Only)	1.2.840.10008.1.2.4.90		
		JPEG2000	1.2.840.10008.1.2.4.91		
MPEG2 MP@ML	1.2.840.10008.1.2.4.100				
Ultrasound Multi-frame Image Storage	1.2.840.10008.5.1.4.1.1.3.1	Implicit VR Little Endian	1.2.840.10008.1.2	SCP	none
		Explicit VR Little Endian	1.2.840.10008.1.2.1		
		Explicit VR Big Endian	1.2.840.10008.1.2.2		
		JPEG Baseline (Proc. 1)	1.2.840.10008.1.2.4.50		
		JPEG Extd. (Process 2 & 4)	1.2.840.10008.1.2.4.51		
		JPEG Lossless (Process 14)	1.2.840.10008.1.2.4.57		
		JPEG Lossless (Proc. 14-1)	1.2.840.10008.1.2.4.70		
		RLE Lossless	1.2.840.10008.1.2.5		
		JPEG2000 (Lossless Only)	1.2.840.10008.1.2.4.90		
		JPEG2000	1.2.840.10008.1.2.4.91		
MPEG2 MP@ML	1.2.840.10008.1.2.4.100				
Ultrasound Multi-frame Image Storage Retired	1.2.840.10008.5.1.4.1.1.3	Implicit VR Little Endian	1.2.840.10008.1.2	SCP	none
		Explicit VR Little Endian	1.2.840.10008.1.2.1		
		Explicit VR Big Endian	1.2.840.10008.1.2.2		
		JPEG Baseline (Proc. 1)	1.2.840.10008.1.2.4.50		
		JPEG Extd. (Process 2 & 4)	1.2.840.10008.1.2.4.51		
		JPEG Lossless (Process 14)	1.2.840.10008.1.2.4.57		
		JPEG Lossless (Proc. 14-1)	1.2.840.10008.1.2.4.70		
		RLE Lossless	1.2.840.10008.1.2.5		
		JPEG2000 (Lossless Only)	1.2.840.10008.1.2.4.90		
		JPEG2000	1.2.840.10008.1.2.4.91		
MPEG2 MP@ML	1.2.840.10008.1.2.4.100				
Verification	1.2.840.10008.1.1	Implicit VR Little Endian	1.2.840.10008.1.2	SCP	none
		Explicit VR Little Endian	1.2.840.10008.1.2.1		
		Explicit VR Big Endian	1.2.840.10008.1.2.2		
Video Endoscopic Image Storage	1.2.840.10008.5.1.4.1.1.77.1.1.1	Implicit VR Little Endian	1.2.840.10008.1.2	SCP	none
		Explicit VR Little Endian	1.2.840.10008.1.2.1		
		Explicit VR Big Endian	1.2.840.10008.1.2.2		
		JPEG Baseline (Proc. 1)	1.2.840.10008.1.2.4.50		
		JPEG Extd. (Process 2 & 4)	1.2.840.10008.1.2.4.51		
		JPEG Lossless (Process 14)	1.2.840.10008.1.2.4.57		
		JPEG Lossless (Proc. 14-1)	1.2.840.10008.1.2.4.70		
		RLE Lossless	1.2.840.10008.1.2.5		
		JPEG2000 (Lossless Only)	1.2.840.10008.1.2.4.90		
		JPEG2000	1.2.840.10008.1.2.4.91		
MPEG2 MP@ML	1.2.840.10008.1.2.4.100				
Video Microscopic Image Storage	1.2.840.10008.5.1.4.1.1.77.1.2.1	Implicit VR Little Endian	1.2.840.10008.1.2	SCP	none
		Explicit VR Little Endian	1.2.840.10008.1.2.1		
		Explicit VR Big Endian	1.2.840.10008.1.2.2		
		JPEG Baseline (Proc. 1)	1.2.840.10008.1.2.4.50		
		JPEG Extd. (Process 2 & 4)	1.2.840.10008.1.2.4.51		
		JPEG Lossless (Process 14)	1.2.840.10008.1.2.4.57		
		JPEG Lossless (Proc. 14-1)	1.2.840.10008.1.2.4.70		
		RLE Lossless	1.2.840.10008.1.2.5		
		JPEG2000 (Lossless Only)	1.2.840.10008.1.2.4.90		
		JPEG2000	1.2.840.10008.1.2.4.91		
MPEG2 MP@ML	1.2.840.10008.1.2.4.100				

Presentation Context Table					
Abstract Syntax		Transfer Syntax		Role	Ext. Negotiation
Name	UID	Name List	UID List		
Video Photographic Image Storage	1.2.840.10008.5.1.4.1.1.77.1.4.1	Implicit VR Little Endian	1.2.840.10008.1.2	SCP	none
		Explicit VR Little Endian	1.2.840.10008.1.2.1		
		Explicit VR Big Endian	1.2.840.10008.1.2.2		
		JPEG Baseline (Proc. 1)	1.2.840.10008.1.2.4.50		
		JPEG Extd. (Process 2 & 4)	1.2.840.10008.1.2.4.51		
		JPEG Lossless (Process 14)	1.2.840.10008.1.2.4.57		
		JPEG Lossless (Proc. 14-1)	1.2.840.10008.1.2.4.70		
		RLE Lossless	1.2.840.10008.1.2.5		
		JPEG2000 (Lossless Only)	1.2.840.10008.1.2.4.90		
		JPEG2000	1.2.840.10008.1.2.4.91		
MPEG2 MP@ML	1.2.840.10008.1.2.4.100				
VL Endoscopic Image Storage	1.2.840.10008.5.1.4.1.1.77.1.1	Implicit VR Little Endian	1.2.840.10008.1.2	SCP	none
		Explicit VR Little Endian	1.2.840.10008.1.2.1		
		Explicit VR Big Endian	1.2.840.10008.1.2.2		
		JPEG Baseline (Proc. 1)	1.2.840.10008.1.2.4.50		
		JPEG Extd. (Process 2 & 4)	1.2.840.10008.1.2.4.51		
		JPEG Lossless (Process 14)	1.2.840.10008.1.2.4.57		
		JPEG Lossless (Proc. 14-1)	1.2.840.10008.1.2.4.70		
		RLE Lossless	1.2.840.10008.1.2.5		
		JPEG2000 (Lossless Only)	1.2.840.10008.1.2.4.90		
		JPEG2000	1.2.840.10008.1.2.4.91		
MPEG2 MP@ML	1.2.840.10008.1.2.4.100				
VL Microscopic Image Storage	1.2.840.10008.5.1.4.1.1.77.1.2	Implicit VR Little Endian	1.2.840.10008.1.2	SCP	none
		Explicit VR Little Endian	1.2.840.10008.1.2.1		
		Explicit VR Big Endian	1.2.840.10008.1.2.2		
		JPEG Baseline (Proc. 1)	1.2.840.10008.1.2.4.50		
		JPEG Extd. (Process 2 & 4)	1.2.840.10008.1.2.4.51		
		JPEG Lossless (Process 14)	1.2.840.10008.1.2.4.57		
		JPEG Lossless (Proc. 14-1)	1.2.840.10008.1.2.4.70		
		RLE Lossless	1.2.840.10008.1.2.5		
		JPEG2000 (Lossless Only)	1.2.840.10008.1.2.4.90		
		JPEG2000	1.2.840.10008.1.2.4.91		
MPEG2 MP@ML	1.2.840.10008.1.2.4.100				
VL Photographic Image Storage	1.2.840.10008.5.1.4.1.1.77.1.4	Implicit VR Little Endian	1.2.840.10008.1.2	SCP	none
		Explicit VR Little Endian	1.2.840.10008.1.2.1		
		Explicit VR Big Endian	1.2.840.10008.1.2.2		
		JPEG Baseline (Proc. 1)	1.2.840.10008.1.2.4.50		
		JPEG Extd. (Process 2 & 4)	1.2.840.10008.1.2.4.51		
		JPEG Lossless (Process 14)	1.2.840.10008.1.2.4.57		
		JPEG Lossless (Proc. 14-1)	1.2.840.10008.1.2.4.70		
		RLE Lossless	1.2.840.10008.1.2.5		
		JPEG2000 (Lossless Only)	1.2.840.10008.1.2.4.90		
		JPEG2000	1.2.840.10008.1.2.4.91		
MPEG2 MP@ML	1.2.840.10008.1.2.4.100				
VL Slide Coordinates Microscopic Image Storage	1.2.840.10008.5.1.4.1.1.77.1.3	Implicit VR Little Endian	1.2.840.10008.1.2	SCP	none
		Explicit VR Little Endian	1.2.840.10008.1.2.1		
		Explicit VR Big Endian	1.2.840.10008.1.2.2		
		JPEG Baseline (Proc. 1)	1.2.840.10008.1.2.4.50		
		JPEG Extd. (Process 2 & 4)	1.2.840.10008.1.2.4.51		
		JPEG Lossless (Process 14)	1.2.840.10008.1.2.4.57		
		JPEG Lossless (Proc. 14-1)	1.2.840.10008.1.2.4.70		
		RLE Lossless	1.2.840.10008.1.2.5		
		JPEG2000 (Lossless Only)	1.2.840.10008.1.2.4.90		
		JPEG2000	1.2.840.10008.1.2.4.91		
MPEG2 MP@ML	1.2.840.10008.1.2.4.100				
X-Ray Angiographic Bi-Plane Image Storage	1.2.840.10008.5.1.4.1.1.12.3	Implicit VR Little Endian	1.2.840.10008.1.2	SCP	none
		Explicit VR Little Endian	1.2.840.10008.1.2.1		
		Explicit VR Big Endian	1.2.840.10008.1.2.2		
		JPEG Baseline (Proc. 1)	1.2.840.10008.1.2.4.50		
		JPEG Extd. (Process 2 & 4)	1.2.840.10008.1.2.4.51		
		JPEG Lossless (Process 14)	1.2.840.10008.1.2.4.57		
		JPEG Lossless (Proc. 14-1)	1.2.840.10008.1.2.4.70		
		RLE Lossless	1.2.840.10008.1.2.5		
		JPEG2000 (Lossless Only)	1.2.840.10008.1.2.4.90		
		JPEG2000	1.2.840.10008.1.2.4.91		
MPEG2 MP@ML	1.2.840.10008.1.2.4.100				

Presentation Context Table					
Abstract Syntax		Transfer Syntax		Role	Ext. Negotiation
Name	UID	Name List	UID List		
X-Ray Angiographic Image Storage	1.2.840.10008.5.1.4.1.1.12.1	Implicit VR Little Endian	1.2.840.10008.1.2	SCP	none
		Explicit VR Little Endian	1.2.840.10008.1.2.1		
		Explicit VR Big Endian	1.2.840.10008.1.2.2		
		JPEG Baseline (Proc. 1)	1.2.840.10008.1.2.4.50		
		JPEG Extd. (Process 2 & 4)	1.2.840.10008.1.2.4.51		
		JPEG Lossless (Process 14)	1.2.840.10008.1.2.4.57		
		JPEG Lossless (Proc. 14-1)	1.2.840.10008.1.2.4.70		
		RLE Lossless	1.2.840.10008.1.2.5		
		JPEG2000 (Lossless Only)	1.2.840.10008.1.2.4.90		
		JPEG2000	1.2.840.10008.1.2.4.91		
MPEG2 MP@ML	1.2.840.10008.1.2.4.100				
X-Ray Radiofluoro- scopic Image Storage	1.2.840.10008.5.1.4.1.1.12.2	Implicit VR Little Endian	1.2.840.10008.1.2	SCP	none
		Explicit VR Little Endian	1.2.840.10008.1.2.1		
		Explicit VR Big Endian	1.2.840.10008.1.2.2		
		JPEG Baseline (Proc. 1)	1.2.840.10008.1.2.4.50		
		JPEG Extd. (Process 2 & 4)	1.2.840.10008.1.2.4.51		
		JPEG Lossless (Process 14)	1.2.840.10008.1.2.4.57		
		JPEG Lossless (Proc. 14-1)	1.2.840.10008.1.2.4.70		
		RLE Lossless	1.2.840.10008.1.2.5		
		JPEG2000 (Lossless Only)	1.2.840.10008.1.2.4.90		
		JPEG2000	1.2.840.10008.1.2.4.91		
MPEG2 MP@ML	1.2.840.10008.1.2.4.100				
Storage Commitment Push Model	1.2.840.10008.1.20.1	Implicit VR Little Endian	1.2.840.10008.1.2	SCP	none
		Explicit VR Little Endian	1.2.840.10008.1.2.1		
		Explicit VR Big Endian	1.2.840.10008.1.2.2		

4.2.3.4.1.2.1 Presentation Context Acceptance Criterion

This AE accepts all valid Presentation Contexts specified in this document. No check for duplicate contexts is performed.

4.2.3.4.1.2.2 Transfer Syntax Selection Policy

The first common Transfer Syntax is selected. The selection process starts with the first proposed syntax of the SCU and matches in the following order:
Implicit VR Little Endian > Explicit VR Little Endian > Explicit VR Big Endian.

4.2.3.4.1.3 SOP Specific Conformance: C-STORE

Any valid request is accepted. The received DICOM object is not stored. Instead it is used to gain information otherwise received via MPPS.

This AE complies to Level 0 (Local) storage and will not modify or coerce any attributes. The following attributes are used to extract relevant data:

Tag	Description
(0008,*)	all attributes in this group are taken into account, none required
(0010,*)	all attributes in this group are taken into account, none required
(0020,*)	all attributes in this group are taken into account, none required

As all other data is discarded, SCUs are encouraged to filter irrelevant data prior to sending in order to save network bandwidth and processing resources.

PACS Storage Interface returns C-STORE response status codes as specified below.

Service Status	Further Meaning	Error Code	Behavior
Success	Success	0000	Status code is logged
*	*	any	never sent

4.2.4 Notification Application Entity Specification

4.2.4.1 SOP Classes

This Application Entity provides Standard Conformance to the following SOP Classes:

SOP Class Name	SOP Class UID	SCU	SCP
Detached Patient Management	1.2.840.10008.3.1.2.1.1	Yes	No
Detached Study Management	1.2.840.10008.3.1.2.3.1	Yes	No

4.2.4.2 Association Policies

4.2.4.2.1 General

The DICOM standard application context name for DICOM 3.0 is always proposed:

Application Context Name	1.2.840.10008.3.1.1.1
--------------------------	-----------------------

4.2.4.2.2 Number of Associations

Notification opens only one association at a time.

Maximum number of simultaneous associations	1
---	---

4.2.4.2.3 Asynchronous Nature

Asynchronous communication is not supported.

4.2.4.2.4 Implementation Identifying Information

The implementation information for this Application Entity is:

Implementation Class UID	1.2.276.0.37.1.2.60.0.1
Implementation Version Name	medavis_2_5

4.2.4.3 Association Initiation Policy

4.2.4.3.1 Activity - Detached Patient Management

4.2.4.3.1.1 Description and Sequencing of Activities

The underlying RIS generates new patients and examinations and updates patients and examinations. Several different interfaces produce patient data, orders etc. from ADT systems. This information can be sent to a configurable DICOM node via a N-EVENT-REPORT.

Please note: This service will be discontinued in the future. The same functionality can be achieved by the IHE communication model via HL7 messages (fully supported by *medavis*).

4.2.4.3.1.2 Proposed Presentation Contexts

Presentation Context Table					
Abstract Syntax		Transfer Syntax		Role	Ext. Negot.
Name	UID	Name List	UID List		
Detached Patient Management	1.2.840.10008.3.1.2.1.1	Implicit VR Little Endian	1.2.840.10008.1.2	SCP	none
		Explicit VR Little Endian	1.2.840.10008.1.2.1		
		Explicit VR Big Endian	1.2.840.10008.1.2.2		

4.2.4.3.1.3 SOP Specific Conformance: Detached Patient Management

Supported fields are in the Annex 8.1.1.2.

4.2.4.3.2 Activity - Detached Study Management

4.2.4.3.2.1 Description and Sequencing of Activities

Same rationale as Detached Patient Management. There are two types of events - Study Created and Study Updated.

4.2.4.3.2.2 Proposed Presentation Contexts

Presentation Context Table					
Abstract Syntax		Transfer Syntax		Role	Ext. Negot.
Name	UID	Name List	UID List		
Detached Study Management	1.2.840.10008.3.1.2.3.1	Implicit VR Little Endian	1.2.840.10008.1.2	SCP	none
		Explicit VR Little Endian	1.2.840.10008.1.2.1		
		Explicit VR Big Endian	1.2.840.10008.1.2.2		

4.2.4.3.2.3 SOP Specific Conformance: Detached Study Management

Supported fields are in the Annex 8.1.1.3.

4.2.4.4 Association Acceptance Policy

Notification never accepts associations.

4.2.5 Autorouting Application Entity Specification

4.2.5.1 SOP Classes

This Application Entity provides Standard Conformance to the following SOP Classes:

SOP Class Name	SOP Class UID	SCU	SCP
Patient Root Q/R Information Model – MOVE	1.2.840.10008.5.1.4.1.2.1.2	Yes	No
Study Root Q/R Information Model – MOVE	1.2.840.10008.5.1.4.1.2.2.2	Yes	No

4.2.5.2 Association Policies

4.2.5.2.1 General

The DICOM standard application context name for DICOM 3.0 is always proposed:

Application Context Name	1.2.840.10008.3.1.1.1
--------------------------	-----------------------

4.2.5.2.2 Number of Associations

The maximum number of simultaneous associations initiated by *Autorouting* is limited only by the underlying TCP/IP implementation and hardware resources such as CPU, memory etc.

Maximum number of simultaneous associations	10 (configurable)
---	-------------------

4.2.5.2.3 Asynchronous Nature

Asynchronous communication is not supported.

4.2.5.2.4 Implementation Identifying Information

The implementation information for this Application Entity is:

Implementation Class UID	1.2.276.0.37.1.2.60.0.1
Implementation Version Name	medavis_2_5

4.2.5.3 Association Initiation Policy

4.2.5.3.1 Activity - Move Images

4.2.5.3.1.1 Description and Sequencing of Activities

Autorouting initiates associations when the internal RulesEngine has determined that a particular study should be moved to a specific destination.

4.2.5.3.1.2 Proposed Presentation Contexts

Presentation Context Table					
Abstract Syntax		Transfer Syntax		Role	Ext. Negot.
Name	UID	Name List	UID List		
Patient Root Q/R Informat. Model - MOVE	1.2.840.10008.5.1.4.1.2.1.2	Implicit VR Little Endian	1.2.840.10008.1.2	SCU	none
		Explicit VR Little Endian	1.2.840.10008.1.2.1		
		Explicit VR Big Endian	1.2.840.10008.1.2.2		
Study Root Q/R Informat. Model - MOVE	1.2.840.10008.5.1.4.1.2.2.2	Implicit VR Little Endian	1.2.840.10008.1.2	SCU	none
		Explicit VR Little Endian	1.2.840.10008.1.2.1		
		Explicit VR Big Endian	1.2.840.10008.1.2.2		

4.2.5.3.1.3 SOP Specific Conformance: Patient Root

Autorouting provides standard conformance to the DICOM Patient Root Query/Retrieve Information Model - MOVE.

This Information Model is rarely used if the user wishes a per patient distribution to certain DICOM nodes

No CANCEL requests are ever issued.

The behavior when encountering status codes in a C-MOVE response is summarized in the table below.

Service Status	Further Meaning	Error Code	Behavior
Success	Sub-operations Complete - No failures	0000	Retrieval is logged successful
Pending	Sub-operations are continuing	FF00	Status is logged and retrieval continues
Warning	Sub-operations Complete - One or more Failures	B000	same as Success
*	*	any	Retrieval is logged as failed

4.2.5.3.1.4 SOP Specific Conformance: Study Root

Autorouting provides standard conformance to the DICOM Study Root Query/Retrieve Information Model - MOVE.

This Information Model is standard behavior. Image movement on study level may be issued several times for the same Study Instance UID if the underlying RulesEngine produced several hits.

No CANCEL requests are ever issued.

The behavior when encountering status codes in a C-MOVE response is summarized in the table below.

Service Status	Further Meaning	Error Code	Behavior
Success	Sub-operations Complete - No failures	0000	Retrieval is logged successful
Pending	Sub-operations are continuing	FF00	Status is logged and retrieval continues
Warning	Sub-operations Complete - One or more Failures	B000	same as Success
*	*	any	Retrieval is logged as failed

4.2.5.4 Association Acceptance Policy

Autorouting never accepts associations.

4.2.6 Worklist Application Entity Specification

4.2.6.1 SOP Classes

This Application Entity provides Standard Conformance to the following SOP Classes:

SOP Class Name	SOP Class UID	SCU	SCP
Modality Worklist Information Model - FIND	1.2.840.10008.5.1.4.31	Yes	Yes

4.2.6.2 Association Policies

4.2.6.2.1 General

The DICOM standard application context name for DICOM 3.0 is always proposed:

Application Context Name	1.2.840.10008.3.1.1.1
--------------------------	-----------------------

4.2.6.2.2 Number of Associations

The number of simultaneous associations accepted by *Worklist* as SCP is limited only by the underlying TCP/IP implementation and hardware resources such as CPU, memory etc.

If configured for an SCP an incoming association can trigger the forwarding of the request and merge of results into *Worklists* own responses.

Maximum number of simultaneous associations	0 (configurable)
---	------------------

4.2.6.2.3 Asynchronous Nature

Asynchronous communication is not supported.

4.2.6.2.4 Implementation Identifying Information

The implementation information for this Application Entity is:

Implementation Class UID	1.2.276.0.37.1.2.60.0.1
Implementation Version Name	medavis_2_5

4.2.6.3 Association Initiation Policy

The *Worklist* initiates associations only after receiving a valid worklist query from an SCU configured to trigger this behavior.

4.2.6.3.1 Activity - Forwarded Worklist Query

4.2.6.3.1.1 Description and Sequencing of Activities

The *Worklist* initiates associations only after receiving a valid worklist query from an SCU configured to trigger this behavior. The received query will be forwarded to the SCP.

4.2.6.3.1.2 Proposed Presentation Contexts

Presentation Context Table					
Abstract Syntax		Transfer Syntax		Role	Extended Negotiation
Name	UID	Name List	UID List		
Modality Worklist Information Model - FIND	1.2.840.10008.5.1.4.31	Implicit VR Little Endian*	1.2.840.10008.1.2	SCU	none
		Explicit VR Little Endian	1.2.840.10008.1.2.1		
		Explicit VR Big Endian	1.2.840.10008.1.2.2		

* can be limited by configuration option to support only Implicit VR Little Endian

4.2.6.3.1.3 SOP Specific Conformance: Worklist SOP Class

This is a verbatim forward of the original query from the requesting SCU. See the conformance statement of the original SCU.

Please note: The response to this worklist query is integrated into the SCP response sent by *Worklist Query*. Recipients should be aware that due to differences in support of requested DICOM fields between this SCP and the remote SCP the fields from one response object to the next may vary.

4.2.6.4 Association Acceptance Policy

4.2.6.4.1 Activity - Worklist Query

4.2.6.4.1.1 Description and Sequencing of Activities

Receipt of a valid C-FIND request. The *Worklist* returns the requested information based on the data from the RIS workflow.

4.2.6.4.1.2 Accepted Presentation Contexts

Presentation Context Table					
Abstract Syntax		Transfer Syntax		Role	Extended Negotiation
Name	UID	Name List	UID List		
Modality Worklist Information Model - FIND	1.2.840.10008.5.1.4.31	Implicit VR Little Endian*	1.2.840.10008.1.2	SCP	none
		Explicit VR Little Endian	1.2.840.10008.1.2.1		
		Explicit VR Big Endian	1.2.840.10008.1.2.2		
Verification	1.2.840.10008.1.1	Implicit VR Little Endian	1.2.840.10008.1.2	SCP	none
		Explicit VR Little Endian	1.2.840.10008.1.2.1		
		Explicit VR Big Endian	1.2.840.10008.1.2.2		

* can be limited by configuration option to support only Implicit VR Little Endian

4.2.6.4.1.2.1 Presentation Context Acceptance Criterion

This AE Accepts all valid Presentation Contexts specified in this document. No check for duplicate contexts is performed.

4.2.6.4.1.2.2 Transfer Syntax Selection Policy

The first common Transfer Syntax is selected. The selection process starts with the first proposed syntax of the SCU and matches in the following order:
Implicit VR Little Endian > Explicit VR Little Endian > Explicit VR Big Endian.

4.2.6.4.1.3 SOP Specific Conformance: Worklist SOP Class

Worklist provides Standard Conformance to the DICOM Basic Modality Worklist Service Class.

Requests from unknown or unlicensed calling AETs will always receive a zero item response.

If the request contains a called AET not belonging to this particular instance of *Worklist* it will be adapted to that in the request.

Matching is supported in any combination for the tags listed in the table below. Matching for PN type fields (Patient's Name and Referring Physician's Name) is case-insensitive, **not** accent-insensitive and fully supports wildcards.

Use of matching to limit the results in a Worklist response is configurable behavior. Depending on the installation and the user's wishes how to populate the Worklist from workflow data the matching keys may be ignored.

Matching Key Attributes	Tag	Type
Accession Number	(0008,0050)	wildcard
Modality	[1] (0008,0060)	single value
Referring Physician's Name	[2] (0008,0090)	wildcard
Patient's Name	[2] (0010,0010)	wildcard
Patient ID	(0010,0020)	wildcard
Patient Sex	(0010,0040)	single value
Scheduled Station AE-Title	[1] (0040,0001)	single value
Scheduled Procedure Step Start Date	[1] (0040,0002)	range
Requested Procedure ID	(0040,1001)	wildcard

[1] attribute may be in or out of Scheduled Procedure Step Sequence

[2] case-insensitive matching is supported on all 5 components

Worklist returns C-FIND response status codes as specified below.

Service Status	Further Meaning	Error Code	Reasons
Success	Matching is complete	0000	Status code is logged
Pending	Matches are continuing	FF00	The status is returned with each matching response

4.2.6.4.1.4 SOP Specific Conformance: Verification

Verification provides Standard Conformance to the DICOM Verification Service Class as an SCP.

4.2.7 PPS-Manager Application Entity Specification

4.2.7.1 SOP Classes

This Application Entity provides Standard Conformance to the following SOP Classes:

SOP Class Name	SOP Class UID	SCU	SCP
Modality Performed Procedure Step	1.2.840.10008.3.1.2.3.3	Yes	Yes

4.2.7.2 Association Policies

4.2.7.2.1 General

The DICOM standard application context name for DICOM 3.0 is always proposed:

Application Context Name	1.2.840.10008.3.1.1.1
--------------------------	-----------------------

4.2.7.2.2 Number of Associations

The number of simultaneous associations accepted by *PPS-Manager* as SCP is limited only by the underlying TCP/IP implementation and hardware resources such as CPU, memory etc.

PPS-Manager as SCU will open only one association at a time.

Maximum number of simultaneous associations	1
---	---

4.2.7.2.3 Asynchronous Nature

Asynchronous communication is not supported.

4.2.7.2.4 Implementation Identifying Information

The implementation information for this Application Entity is:

Implementation Class UID	1.2.276.0.37.1.2.60.0.1
Implementation Version Name	medavis_2_5

4.2.7.3 Association Initiation Policy

4.2.7.3.1 Activity - Forwarded MPPS

4.2.7.3.1.1 Description and Sequencing of Activities

The *PPS-Manager* initiates associations after receiving MPPS from modalities (verbatim forward mode).

4.2.7.3.1.2 Proposed Presentation Contexts

Presentation Context Table					
Abstract Syntax		Transfer Syntax		Role	Extended Negotiation
Name	UID	Name List	UID List		
Modality Performed Procedure Step	1.2.840.10008.3.1.2.3.3	Implicit VR Little Endian	1.2.840.10008.1.2	SCU	none
		Explicit VR Little Endian	1.2.840.10008.1.2.1		
		Explicit VR Big Endian	1.2.840.10008.1.2.2		

4.2.7.3.1.3 SOP Specific Conformance: Modality Performed Procedure Step

This is a verbatim forward of the MPPS from the original SCU. See the conformance statement of the original SCU.

The targets for this forward operation can be none (switched off) up to unlimited. The send operation is repeated until the destination SCP successfully accepts the MPPS (in conformance with IHE).

4.2.7.4 Association Acceptance Policy

4.2.7.4.1 Activity - PPS Manager

4.2.7.4.1.1 Description and Sequencing of Activities

Receipt of a valid N-CREATE or N-SET request.

4.2.7.4.1.2 Accepted Presentation Contexts

Presentation Context Table					
Abstract Syntax		Transfer Syntax		Role	Extended Negotiation
Name	UID	Name List	UID List		
Modality Performed Procedure Step	1.2.840.10008.3.1.2.3.3	Implicit VR Little Endian	1.2.840.10008.1.2	SCP	none
		Explicit VR Little Endian	1.2.840.10008.1.2.1		
		Explicit VR Big Endian	1.2.840.10008.1.2.2		
Verification	1.2.840.10008.1.1	Implicit VR Little Endian	1.2.840.10008.1.2	SCP	none
		Explicit VR Little Endian	1.2.840.10008.1.2.1		
		Explicit VR Big Endian	1.2.840.10008.1.2.2		

4.2.7.4.1.2.1 Presentation Context Acceptance Criterion

This AE Accepts all valid Presentation Contexts specified in this document. No check for duplicate contexts is performed.

4.2.7.4.1.2.2 Transfer Syntax Selection Policy

The first common Transfer Syntax is selected. The selection process starts with the first proposed syntax of the SCU and matches in the following order:
Implicit VR Little Endian > Explicit VR Little Endian > Explicit VR Big Endian.

4.2.7.4.1.3 SOP Specific Conformance: Modality Performed Procedure Step

Any valid request is accepted. The MPPS object is stored locally without its contents being checked and if configured, given to the SCU part to forward the object to the desired destination(s). After successful delivery the MPPS objects may be deleted at any time.

This AE complies to Level 2 (Full) storage of all Type 1, 2 and 3 attributes.

PPS-Manager returns N-CREATE/N-SET response status codes as specified below.

Service Status	Further Meaning	Error Code	Behavior
Success	Success	0000	Status code is logged

4.2.7.4.1.4 SOP Specific Conformance: Verification

Verification provides Standard Conformance to the DICOM Verification Service Class as an SCP.

4.2.8 Verification Application Entity Specification

4.2.8.1 SOP Classes

This Application Entity provides Standard Conformance to the following SOP Classes:

SOP Class Name	SOP Class UID	SCU	SCP
Verification	1.2.840.10008.1.1	Yes	No

4.2.8.2 Association Policies

4.2.8.2.1 General

The DICOM standard application context name for DICOM 3.0 is always proposed:

Application Context Name	1.2.840.10008.3.1.1.1
--------------------------	-----------------------

4.2.8.2.2 Number of Associations

Verification will open only one association at a time.

Maximum number of simultaneous associations	1
---	---

4.2.8.2.3 Asynchronous Nature

Asynchronous communication is not supported.

4.2.8.2.4 Implementation Identifying Information

The implementation information for this Application Entity is:

Implementation Class UID	1.2.276.0.37.1.2.60.0.1
Implementation Version Name	medavis_2_5

4.2.8.3 Association Initiation Policy

4.2.8.3.1 Activity - Verification

4.2.8.3.1.1 Description and Sequencing of Activities

Verification is issued by user activity to test DICOM connectivity.

4.2.8.3.1.2 Proposed Presentation Contexts

Presentation Context Table					
Abstract Syntax		Transfer Syntax		Role	Extended Negotiation
Name	UID	Name List	UID List		
Verification	1.2.840.10008.1.1	Implicit VR Little Endian	1.2.840.10008.1.2	SCU	none
		Explicit VR Little Endian	1.2.840.10008.1.2.1		
		Explicit VR Big Endian	1.2.840.10008.1.2.2		

4.2.8.3.1.3 SOP Specific Conformance: Verification SOP Class

Verification provides Standard Conformance to the DICOM Verification Service Class.

4.2.8.4 Association Acceptance Policy

Verification never accepts associations.

4.3 Network Interfaces

4.3.1 Physical Network Interface

The application is indifferent to the physical medium over which TCP/IP executes; it inherits this from the operating system / hardware upon which it executes.

4.3.2 Additional Protocols

Not applicable.

4.4 Configuration

4.4.1 AE Title / Presentation Address Mapping

4.4.1.1 Local AE Titles

AE Title is configurable for every AE described in this document. The listen port for the SCPs is configurable.

Application Entity	Default AE Title	Default Port
DICOM Converter	MEDAVIS	104
ImageGate	hostname in uppercase	not applicable
PSI	hostname in uppercase + PSI	4141
Notification	hostname in uppercase	not applicable
AutoRoute	hostname in uppercase	not applicable
Worklist	hostname in uppercase	4114
PPS Manager	hostname in uppercase + PPS	4224
PACS Sync	hostname in uppercase	not applicable
Verification	hostname in uppercase	not applicable

4.4.1.2 Remote AE Title / Presentation Address Mapping

No SCP in this document performs any checking of AE Title or Presentation Address. The only exception being the Worklist AE described below.

The SCUs acquire their targets through a wide range of configuration possibilities. Further documentation is available for the respective product and upon request.

4.4.1.2.1 Worklist

An SCU submitting a C-FIND request always receives a positive result with no matches to make the installation easier for other vendors. To get a meaningful result the modality has to be licensed and configured by medavis. The Called AE Title is always ignored and adapted to that in the request. The Calling AE Title is used to determine the license, the Presentation Address is not taken into account to make network changes easier.

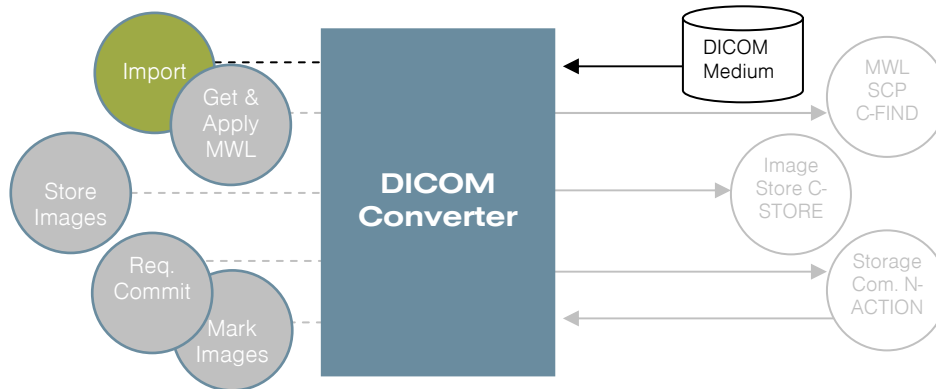
4.4.2 Parameters

Parameter	Configurable	Default Value
General Parameters		
Time-out waiting for acceptance or rejection Response to an Association Open Request. (Application Level time-out)	No	same as TCP/IP time-out
Time-out waiting for response to TCP/IP connect request. (Low-level time-out)	Yes	60 sec
Time-out waiting for acceptance of a TCP/IP message over the network. (Low-level time-out)	No	same as TCP/IP time-out
Time-out for waiting for data between TCP/IP packets. (Low-level time-out)	No	same as TCP/IP time-out
Size constraint in maximum object size	No	unlimited
Maximum PDU size the AE can receive	No	unlimited
Maximum PDU size the AE can send	Yes	0

5 Media Interchange

5.1 Implementation Model

5.1.1 Application Data Flow Diagram



5.1.2 Functional Definition of AE's

5.1.2.1 Functional Definition of DICOM Converter

DICOM Converter is used to import images and other DICOM IODs from DICOM media. The user is able to retrieve Modality Worklist information and change the imported IODs with that information to create new instances. The objects are then stored to an archive.

The instances can either be located via a valid DICOMDIR or loaded from a file system accessible to the computer on which *DICOM Converter* executes. Any DICOM SOP Instance can be loaded that is encoded with a PS 3.10 compliant meta-information header.

5.1.3 Sequencing of Real World Activities

Not applicable.

5.1.4 File Meta Information for Implementation Class and Version

The implementation information for this Application Entity is:

Implementation Class UID	1.2.276.0.37.1.2.60.0.1
Implementation Version Name	medavis_2_5

5.2 AE Specifications

5.2.1 DICOM Converter Application Entity Specification

Supported Application Profile	Real-World Activity	Roles	SC Option
STD-XABC-CD	Import	FSR	Interchange
STD-XA1K-CD			
STD-XA1K-DVD			
STD-US-ID-SF-FLOP			
STD-US-ID-SF-CDR			
STD-US-ID-SF-DVD			
STD-US-ID-SC-FLOP			
STD-US-ID-SC-CDR			
STD-US-ID-SC-DVD			
STD-US-ID-CC-FLOP			
STD-US-ID-CC-CDR			
STD-US-ID-CC-DVD			
STD-GEN-CD			
STD-CTMR-CD			
STD-CTMR-DVD			
STD-WVFM-ECG-FD			
STD-WVFM-HD-FD			
STD-GEN-DVD-JPEG			
STD-GEN-DVD-J2K			
STD-DVD-MPEG2-MPML			
STD-GEN-USB-JPEG			
STD-GEN-USB-J2K			
STD-GEN-MMC-JPEG			
STD-GEN-MMC-J2K			
STD-GEN-CF-JPEG			
STD-GEN-CF-J2K			
STD-GEN-SD-JPEG			
STD-GEN-SD-J2K			
STD-DEN-CD			

5.2.1.1 File Meta Information for DICOM Converter

Not applicable since *DICOM Converter* is not an FSC or FSU.

5.2.1.2 Real-World Activities

5.2.1.2.1 Import Activity

The user interactively chooses to import from a DICOM medium.

5.2.1.2.1.1 Media Storage Application Profile

All profiles listed under section 5.2.1.

5.2.1.2.1.1.1 Interchange Option

Import of all the listed application profiles. The imported instances may be updated with Worklist entries retrieved via the C-FIND operation from section 4.2.1.3.1 on user interaction.

5.3 Augmented and Private Application Profiles

DICOM Converter does not support any augmented or private application profiles.

5.4 Media Configuration

The support for the different media (CD-R, DVD, Floppy, SD-, MMC, CF-Cards) depends on the hardware on which DICOM Converter executes.

6 Support of Character Sets

This application supports Latin alphabet No. 1 supplementary set „ISO_IR 100“.

7 Security

7.1 Security Profiles

All Application Entities in this Conformance Statement provide conformance to the Basic TLS Secure Transport Connection Profile as specified in PS 3.15 Annex B.1 of the DICOM standard.

Supported TLS Feature	Supported Mechanisms
Entity Authentication	RSA based certificates
Exchange of Master Secrets	RSA
Data Integrity	-
Privacy	-

7.2 Association Level Security

Per default all security features are switched off and communication from any AET is accepted.

Security features (authentication, encryption) are configurable for every remote AET. If the security mode is enabled the configured list is enforced and communication attempts from unknown AETs are rejected.

Key Management is realized via local storage.

The port for acceptance of TLS connections is freely configurable for each SCP:

contents	default value
port for TLS connections	2762 dicom-tls

7.3 Application Level Security

Not applicable.

8 Annexes

8.1 IOD Contents

8.1.1 Created SOP Instance(s)

The following tables use a number of abbreviations. The abbreviations used in the "Presence of Value" column are:

- VNAP Value Not Always Present (attribute sent zero length if no value is present)
- ALWAYS Always Present
- EMPTY Attribute is sent without a value

The abbreviations used in the "Source" column:

- USER the attribute value source is from user input
- AUTO the attribute value is generated automatically
- RIS the attribute value is taken from the RIS database
- CONFIG the attribute value source is a configurable parameter
- FIXED the attribute value is fixed in software

8.1.1.1 Secondary Capture Image IOD

Attribute Name	Tag	Value	Presence of Value	Source
SOP Common Module				
SOP Instance UID	(0008,0018)		ALWAYS	AUTO
Specific Character Set	(0008,0005)	ISO_IR 100	ALWAYS	FIXED
General Study Module				
Study Instance UID	(0020,000D)		ALWAYS	AUTO
Study Date	(0008,0020)		ALWAYS	RIS
Study Time	(0008,0030)		ALWAYS	RIS
Referring Physician's Name	(0008,0090)		ALWAYS	RIS
Study ID	(0020,0010)		ALWAYS	AUTO
Accession Number	(0008,0050)		ALWAYS	AUTO
Study Description	(0008,1030)		ALWAYS	RIS
Patient Identification				
Patient's Name	(0010,0010)		ALWAYS	RIS
Patient ID	(0010,0020)		ALWAYS	RIS
Patient Demographic				
Patients Birth Date	(0010,0030)		ALWAYS	RIS
Patient's Sex	(0010,0040)		ALWAYS	RIS
Patient Study Module				
Patient's Birthtime	(0010,0032)		EMPTY	FIXED
Patient's Age	(0010,1010)		EMPTY	FIXED
Patient's Size	(0010,1020)		ALWAYS	RIS
Patient's Weight	(0010,1030)		ALWAYS	RIS
Patient's Comments	(0010,4000)		ALWAYS	RIS
General Series Module				
Series Instance UID	(0020,000E)		ALWAYS	AUTO
Series Number	(0020,0011)		ALWAYS	AUTO
Series Date	(0008,0021)		ALWAYS	AUTO
Series Time	(0008,0031)		ALWAYS	AUTO

Attribute Name	Tag	Value	Presence of Value	Source
General Equipment				
Station Name	(0008,1010)		ALWAYS	CONFIG
Secondary Capture Equipment Module				
Conversion Type	(0008,0064)	DV or DI	ALWAYS	CONFIG
Modality	(0008,0060)		ALWAYS	CONFIG
SC Device Manufacturer	(0018,1016)	medavis	ALWAYS	FIXED
SC Device Manufacturer Model Name	(0018,1018)	medavis DICOM ImageGateway	ALWAYS	FIXED
SC Device Software Version	(0018,1019)	"V2.4"	ALWAYS	AUTO
General Image Module				
Instance Number	(0020,0013)		ALWAYS	AUTO
Patient Orientation	(0020,0020)	R\L	ALWAYS	FIXED
Content Date	(0008,0023)		ALWAYS	AUTO
Content Time	(0008,0033)		ALWAYS	AUTO
Image Pixel Module				
Samples per Pixel	(0028,0002)		ALWAYS	AUTO
Photometric Interpretation	(0028,0004)		ALWAYS	AUTO
Rows	(0028,0010)		ALWAYS	CONFIG
Columns	(0028,0011)		ALWAYS	CONFIG
Bits Allocated	(0028,0100)		ALWAYS	CONFIG
Bits Stored	(0028,0101)		ALWAYS	CONFIG
High Bit	(0028,0102)		ALWAYS	AUTO
Pixel Representation	(0028,0103)		ALWAYS	CONFIG
Pixel Data	(7FE0,0010)		ALWAYS	USER
Rescale Intercept	(0028,1052)	0	ALWAYS	FIXED
Rescale Slope	(0028,1053)	1	ALWAYS	FIXED
Rescale Type	(0028,1054)	US	ALWAYS	FIXED
SC Image Module				
Date of Secondary Capture	(0018,1012)		ALWAYS	AUTO
Time of Secondary Capture	(0018,1014)		ALWAYS	AUTO

8.1.1.2 Detached Patient Management IOD

Attribute Name	Tag	Value	Presence of Value	Source
Patient Notification Event (common)				
Specific Character Set	(0008,0005)	ISO_IR 100	ALWAYS	FIXED
Patient's Name	(0010,0010)		ALWAYS	RIS
Patient ID	(0010,0020)		ALWAYS	RIS
Patient's Birth Date	(0010,0030)		VNAP	RIS
Patient's Sex	(0010,0040)		ALWAYS	RIS
Patient's Age	(0010,1010)		EMPTY	FIXED
Patient's Size	(0010,1020)		VNAP	RIS
Patient's Weight	(0010,1030)		VNAP	RIS
Patient's Address	(0010,1040)		VNAP	RIS
Patient's Telephone Numbers	(0010,2154)		VNAP	RIS
Patient Comments	(0010,4000)		VNAP	RIS
Medical Alerts	(0010,2000)		VNAP	RIS
Contrast Allergies	(0010,2110)	same as (0010,2000)	VNAP	AUTO
Patient Created				
Instance Creation Date	(0008,0012)		ALWAYS	AUTO
Instance Creation Time	(0008,0013)		ALWAYS	AUTO
Instance Creator UID	(0008,0014)		ALWAYS	AUTO
Patient Updated				
No extra tags				

8.1.1.3 Detached Study Management IOD

Attribute Name	Tag	Value	Presence of Value	Source
Study Notification Event (common)				
Specific Character Set	(0008,0005)	ISO_IR 100	ALWAYS	FIXED
Referenced Patient Sequence	(0008,1120)		ALWAYS	AUTO
Referenced SOP Class UID	(0008,1150)		ALWAYS	FIXED
Referenced SOP Instance UID	(0008,1155)		ALWAYS	AUTO
Study Created				
Instance Creation Date	(0008,0012)		ALWAYS	AUTO
Instance Creation Time	(0008,0013)		ALWAYS	AUTO
Instance Creator UID	(0008,0014)		ALWAYS	AUTO
Referenced Visit Sequence	(0008,1125)		ALWAYS	FIXED
Referenced SOP Class UID	(0008,1150)		EMPTY	FIXED
Referenced SOP Instance UID	(0008,1155)		EMPTY	FIXED
Study Updated				
Affected SOP Instance UID	(0000,1000)		ALWAYS	AUTO
Study Instance UID	(0020,000D)		ALWAYS	AUTO

8.1.1.4 Basic Modality Worklist IOD

The Modality Worklist is freely configurable for each AET. The configuration and values given here are the default and can be completely different in a specific installation.

Attribute Name	Tag	Value	Presence of Value	Source
SOP Common				
Specific Character Set	(0008,0005)	ISO_IR 100	ALWAYS	FIXED
Referenced Patient				
Referenced Patient Sequence [u]	(0008,1120)		ALWAYS	FIXED
Referenced SOP Class UID	(0008,1150)		EMPTY	FIXED
Referenced SOP Instance UID	(0008,1155)		EMPTY	FIXED
Referenced Study				
Referenced Study Sequence [u]	(0008,1110)		ALWAYS	FIXED
Referenced SOP Class UID	(0008,1150)	1.2.840.10008.3.1.2.3.1	ALWAYS	FIXED
Referenced SOP Instance UID	(0008,1155)	same as (0020,000D)	ALWAYS	AUTO
Scheduled Procedure Step				
Scheduled Procedure Step Sequence [u]	(0040,0100)		ALWAYS	FIXED
Modality	(0008,0060)		ALWAYS	RIS
Requested Contrast Agent	(0032,1070)		EMPTY	FIXED
Scheduled Station AE Title	(0040,0001)		ALWAYS	RIS
Scheduled Procedure Step Start Date	(0040,0002)		ALWAYS	RIS
Scheduled Procedure Step Start Time	(0040,0003)		ALWAYS	RIS
Scheduled Procedure Step End Date	(0040,0004)		ALWAYS	RIS
Scheduled Procedure Step End Time	(0040,0005)		ALWAYS	RIS
Scheduled Perform. Physician's Name	(0040,0006)		EMPTY	FIXED
Scheduled Procedure Step Description	(0040,0007)		VNAP	RIS
Scheduled Protocol Code Sequence [u]	(0040,0008)		ALWAYS	FIXED
Code Value	(0008,0100)		ALWAYS	RIS
Coding Scheme Designator	(0008,0102)		ALWAYS	FIXED
Coding Scheme Version	(0008,0103)		ALWAYS	FIXED
Code Meaning	(0008,0104)		ALWAYS	RIS
Scheduled Procedure Step ID	(0040,0009)		ALWAYS	AUTO
Scheduled Station Name	(0040,0010)		ALWAYS	CONFIG
Scheduled Procedure Step Location	(0040,0011)		ALWAYS	RIS
Pre-Medication	(0040,0012)		EMPTY	FIXED

Attribute Name	Tag	Value	Presence of Value	Source
Scheduled Procedure Step Status	(0040,0020)		ALWAYS	AUTO
Comments On The Sched. Proc. Step	(0040,0400)		VNAP	RIS
Requested Procedure				
Study Instance UID	(0020,000D)		ALWAYS	AUTO
Requested Procedure Description	(0032,1060)		VNAP	RIS
Requested Procedure Code Sequence [u]	(0032,1064)		ALWAYS	FIXED
Code Value	(0008,0100)		ALWAYS	RIS
Coding Scheme Designator	(0008,0102)		ALWAYS	FIXED
Coding Scheme Version	(0008,0103)		ALWAYS	FIXED
Code Meaning	(0008,0104)		ALWAYS	RIS
Current Patient Location	(0038,0300)		VNAP	RIS
Requested Procedure ID	(0040,1001)		ALWAYS	AUTO
Reason for the Requested Procedure	(0040,1002)		VNAP	RIS
Requested Procedure Priority	(0040,1003)		ALWAYS	RIS
Patient Transport Arrangements	(0040,1004)		ALWAYS	RIS
Requested Procedure Location	(0040,1005)		ALWAYS	RIS
Names Of Intended Recipients Of Results	(0040,1010)		VNAP	RIS
Requested Procedure Comments	(0040,1400)		VNAP	RIS
Imaging Service Request				
Accession Number	(0008,0050)		ALWAYS	AUTO
Referring Physician's Name	(0008,0090)		ALWAYS	RIS
Referring Physician's Address	(0008,0092)		VNAP	RIS
Requesting Physician	(0032,1032)		ALWAYS	RIS
Requesting Service	(0032,1033)		ALWAYS	RIS
Reason for the Imaging Service Request	(0040,2001)		VNAP	RIS
Issue Time of Imaging Service Request	(0040,2005)		EMPTY	FIXED
Order Entered By	(0040,2008)		VNAP	RIS
Order Enterer's Location	(0040,2009)		VNAP	RIS
Order Callback Phone Number	(0040,2010)		VNAP	RIS
Placer Order Number	(0040,2016)		ALWAYS	AUTO
Filler Order Number	(0040,2017)		ALWAYS	AUTO
General Study				
Study Description	(0008,1030)		ALWAYS	RIS
Visit Identification				
Institution Name	(0008,0080)		VNAP	RIS
Institution Address	(0008,0081)		VNAP	RIS
Admission ID	(0038,0010)		VNAP	RIS
Issuer of Admission ID	(0038,0011)		VNAP	RIS
Visit Status				
Visit Status ID	(0038,0008)		EMPTY	FIXED
Current Patient Location	(0038,0300)		VNAP	RIS
Patient's Institution Residence	(0038,0400)		EMPTY	FIXED
Visit Comments	(0038,4000)		VNAP	RIS
Visit Admission				
Admitting Diagnosis Code Sequence	(0008,1084)		ALWAYS	FIXED
Admitting Diagnosis Description	(0008,1080)		VNAP	RIS
Patient Identification				
Patient's Name	(0010,0010)		ALWAYS	RIS
Patient ID	(0010,0020)		ALWAYS	RIS
Issuer of Patient ID	(0010,0021)		VNAP	RIS
Medical Record Locator	(0010,1090)		ALWAYS	AUTO
Patient Demographic				
Patient's Birth Date	(0010,0030)		VNAP	RIS
Patient's Sex	(0010,0040)		ALWAYS	RIS
Patient's Age	(0010,1010)		VNAP	AUTO
Patient's Size	(0010,1020)		VNAP	RIS
Patient's Weight	(0010,1030)		VNAP	RIS

Attribute Name	Tag	Value	Presence of Value	Source
Patient's Address	(0010,1040)		VNAP	RIS
Patient's Telephone Numbers	(0010,2154)		VNAP	RIS
Patient Comments	(0010,4000)		VNAP	RIS
Confident. constraint on pat. data descript.	(0040,3001)		EMPTY	FIXED
Patient Medical				
Medical Alerts	(0010,2000)		VNAP	RIS
Contrast Allergies	(0010,2110)	same as (0010,2000)	VNAP	RIS
Pregnancy Status	(0010,21C0)		VNAP	RIS
Special Needs	(0038,0050)		EMPTY	FIXED
Patient State	(0038,0500)		VNAP	RIS

[u]: sequence supports universal matching

8.1.1.5 Modality Performed Procedure Step IOD - N-CREATE

Attribute Name	Tag	Value	Presence of Value	Source
SOP Common				
Specific Character Set	(0008,0005)	ISO_IR 100	ALWAYS	FIXED
Patient Module				
Patient's Name	(0010,0010)		ALWAYS	RIS
Patient ID	(0010,0020)		ALWAYS	RIS
Patient's Birth Date	(0010,0030)		VNAP	RIS
Patient's Sex	(0010,0040)		ALWAYS	RIS
Performed Procedure Step Relationship				
Scheduled Step Attributes Sequence	(0040,0270)		ALWAYS	FIXED
Study Instance UID	(0020,000D)		ALWAYS	AUTO
Referenced Study Sequence	(0008,1110)		ALWAYS	FIXED
Referenced SOP Class UID	(0008,1150)	1.2.840.10008.3.1.2.3.1	ALWAYS	FIXED
Referenced SOP Instance UID	(0008,1155)	same as (0020,000D)	ALWAYS	AUTO
Accession Number	(0008,0050)		ALWAYS	AUTO
Requested Procedure ID	(0040,1001)		ALWAYS	AUTO
Requested Procedure Description	(0032,1060)		VNAP	RIS
Scheduled Procedure Step ID	(0040,0009)		ALWAYS	AUTO
Scheduled Procedure Step Description	(0040,0007)		VNAP	RIS
Scheduled Protocol Code Sequence	(0040,0008)		ALWAYS	FIXED
Code Value	(0008,0100)		ALWAYS	RIS
Coding Scheme Designator	(0008,0102)		ALWAYS	FIXED
Coding Scheme Version	(0008,0103)		ALWAYS	FIXED
Code Meaning	(0008,0104)		ALWAYS	RIS
Referenced Patient				
Referenced Patient Sequence	(0008,1120)		ALWAYS	FIXED
Referenced SOP Class UID	(0008,1150)		ALWAYS	FIXED
Referenced SOP Instance UID	(0008,1155)		EMPTY	FIXED
Performed Procedure Step Information				
Performed Procedure Step ID	(0040,0253)		ALWAYS	AUTO
Performed Station AE Title	(0040,0241)		ALWAYS	CONFIG
Performed Station Name	(0040,0242)		ALWAYS	CONFIG
Performed Location	(0040,0243)		EMPTY	FIXED
Performed Procedure Start Date	(0040,0244)		ALWAYS	AUTO
Performed Procedure Start Time	(0040,0245)		ALWAYS	AUTO
Performed Procedure Step Status	(0040,0252)	IN PROGRESS	ALWAYS	FIXED
Performed Procedure Step Description	(0040,0254)		VNAP	RIS
Performed Procedure Type Description	(0040,0255)		EMPTY	FIXED
Procedure Code Sequence	(0008,1032)		ALWAYS	FIXED

Attribute Name	Tag	Value	Presence of Value	Source
Code Value	(0008,0100)		ALWAYS	RIS
Coding Scheme Designator	(0008,0102)		ALWAYS	FIXED
Performed Procedure End Date	(0040,0250)		ALWAYS	AUTO
Performed Procedure End Time	(0040,0251)		ALWAYS	AUTO
Image Acquisition Results				
Modality	(0008,0060)		ALWAYS	RIS
Study ID	(0020,0010)		ALWAYS	AUTO
Performed Protocol Sequence	(0040,0260)		ALWAYS	FIXED
Code Value	(0008,0100)		ALWAYS	RIS
Coding Scheme Designator	(0008,0102)		ALWAYS	FIXED
Performed Series Sequence	(0040,0340)		ALWAYS	FIXED
Performing Physician's Name	(0008,1050)		EMPTY	FIXED
Protocol Name	(0018,1030)		ALWAYS	RIS
Operator's Name	(0008,1070)		EMPTY	FIXED
Series Instance UID	(0020,000E)		ALWAYS	AUTO
Series Description	(0008,103E)		VNAP	RIS
Retrieve AE Title	(0008,0054)		EMPTY	FIXED
Referenced Image Sequence	(0008,1140)		ALWAYS	FIXED
Referenced SOP Class UID	(0008,1150)		ALWAYS	FIXED
Referenced SOP Instance UID	(0008,1155)		ALWAYS	AUTO
Referenced Non-Image Composite SOP Inst.Sq	(0040,0220)		EMPTY	FIXED

8.1.1.6 Modality Performed Procedure Step IOD - N-SET

Attribute Name	Tag	Value	Presence of Value	Source
SOP Common				
Specific Character Set	(0008,0005)	ISO_IR 100	ALWAYS	FIXED
Performed Procedure Step Information				
Performed Procedure Step Status	(0040,0252)	COMPLETED	ALWAYS	FIXED
Performed Procedure Step End Date	(0040,0250)		ALWAYS	AUTO
Performed Procedure Step End Time	(0040,0251)		ALWAYS	AUTO
Image Acquisition Results				
Performed Series Sequence	(0040,0340)		ALWAYS	FIXED
Performing Physician's Name	(0008,1050)		EMPTY	FIXED
Protocol Name	(0018,1030)		ALWAYS	RIS
Operator's Name	(0008,1070)		EMPTY	FIXED
Series Instance UID	(0020,000E)		ALWAYS	AUTO
Series Description	(0008,103E)		VNAP	RIS
Retrieve AE Title	(0008,0054)		EMPTY	FIXED
Referenced Image Sequence	(0008,1140)		ALWAYS	FIXED
Referenced SOP Class UID	(0008,1150)		ALWAYS	FIXED
Referenced SOP Instance UID	(0008,1155)		ALWAYS	AUTO
Referenced Non-Image Composite SOP Inst.Sq	(0040,0220)		EMPTY	FIXED
Referenced SOP Class UID	(0008,1150)		EMPTY	FIXED
Referenced SOP Instance UID	(0008,1155)		EMPTY	FIXED

8.1.2 Usage of Attributes from received IOD's

8.1.2.1 Modality Performed Procedure Step IOD

The following attributes are supported to be evaluated. None are required for the Association to be successful but for a functional workflow the basic study identifying IDs should be present (such as Study Instance UID, Accession Number et. al.). To be useful to the user the payload such as coding and exposure data should be as complete as possible.

Description / Module	Tag	Rem.
Performed Procedure Step Relationship		
Scheduled Step Attributes Sequence	(0040,0270)	
Accession Number	(0008,0050)	
Study Instance UID	(0020,000D)	
Scheduled Procedure Step ID	(0040,0009)	
Requested Procedure ID	(0040,1001)	
Performed Procedure Step Information		
Performed Procedure Step Start Date	(0040,0244)	
Performed Procedure Step Start Time	(0040,0245)	
Performed Procedure Step End Date	(0040,0250)	
Performed Procedure Step End Time	(0040,0251)	
Performed Procedure Step Status	(0040,0252)	
Performed Procedure Step ID	(0040,0253)	
Procedure Code Sequence	(0008,1032)	
Code Value	(0008,0100)	
Coding Scheme Designator	(0008,0102)	
Coding Scheme Version	(0008,0103)	
Code Meaning	(0008,0104)	
Image Acquisition Results		
Performed Series Sequence	(0040,0340)	
Performing Physician's Name	(0008,1050)	
Series Instance UID	(0020,000E)	
Radiation Dose		
Distance Source to Detector	(0018,1110)	
Image Area Dose Product	(0018,115E)	
Total Time of Fluoroscopy	(0040,0300)	
Total Number of Exposures	(0040,0301)	
Entrance Dose	(0040,0302)	
Distance Source to Entrance	(0040,0306)	
Exposure Dose Sequence	(0040,030E)	
KVP	(0018,0060)	
Exposure Time	(0018,1150)	
Radiation Mode	(0018,115A)	
X-ray Tube Current in μ A	(0018,8151)	
Entrance Dose in mGy	(0040,8302)	
Billing And Material Management Code		
Film Consumption Sequence	(0040,0321)	
Number of Films	(2100,0170)	
Medium Type	(2000,0030)	
Film Size ID	(2010,0050)	
Billing Supplies and Devices Sequence	(0040,0324)	
Billing Item Sequence	(0040,0296)	
Code Value	(0008,0100)	
Coding Scheme Designator	(0008,0102)	
Coding Scheme Version	(0008,0103)	
Code Meaning	(0008,0104)	
Quantity Sequence	(0040,0293)	
Quantity	(0040,0294)	

Description / Module	Tag	Rem.
Measuring Units Sequence	(0040,0295)	
Code Value	(0008,0100)	
Coding Scheme Designator	(0008,0102)	
Coding Scheme Version	(0008,0103)	
Code Meaning	(0008,0104)	
Patient Module		
Patient ID	(0010,0020)	
Exception Management		
Perf. Procedure Step Discontinuation Reason Code Sequence	(0040,0281)	
Code Value	(0008,0100)	
Coding Scheme Designator	(0008,0102)	
Coding Scheme Version	(0008,0103)	
Code Meaning	(0008,0104)	
Requested / Performed Procedure Change Status Code Seq.	(0040,0285)	
Code Value	(0008,0100)	
Coding Scheme Designator	(0008,0102)	
Coding Scheme Version	(0008,0103)	
Code Meaning	(0008,0104)	

8.2 Data Dictionary of Private Attributes

Private Attributes are neither created nor interpreted.

8.3 Coded Terminology and Templates

No special Codes and Controlled Terminology are used. The quantity and content of Codes used is entirely dependant on the installation and configurable by the user.

8.4 Grayscale Image Consistency

Not supported.

8.5 Standard Extended/Specialised/Private SOP Classes

No Specialised or Private SOP Classes are supported.

8.6 Private Transfer Syntaxes

No Private Transfer Syntaxes are supported.

www.medavis.de + +

+ + + + + +

www.medavis.ch + +

+ + + + + +

www.medavis.at + +

+ + + + + +

+ + + + + +

+ + + + + +

+ + + + + +

+ + + + + +

+ + + + + +

medavis at a glance

medavis GmbH, an owner-managed company, was founded in 1997, after completing the basic medavis RIS product

We combine practical experience with new software technology and offer a complete range of services from development, installation and training right through to ongoing customer care

Our independence and expertise are the basis for successful links to other healthcare system vendors of every size. Customers in Germany, Austria and Switzerland benefit as a result.

medavis GmbH
Waldstrasse 71-73
76133 Karlsruhe
Germany

Tel +49 721 92910-0
info@medavis.com



medavis and other medavis names referred to herein are trademarks or registered trademarks of medavis GmbH

All other product and company names mentioned herein are trademarks of their respective owners. All other rights not expressly referred to herein are reserved.

Printed on chlorine and acid-free paper.

© 2006 medavis GmbH. Alle rights reserved.

2006-dicom 3.9.10.3 int